



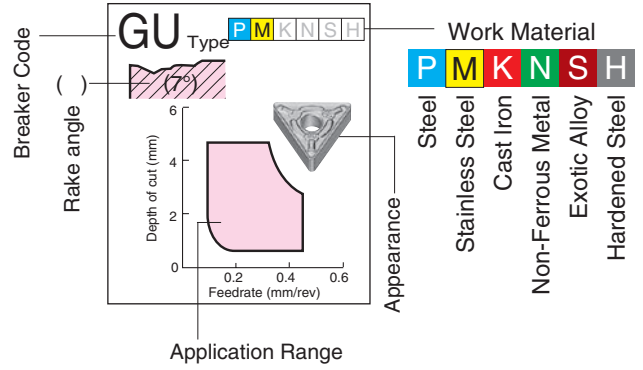


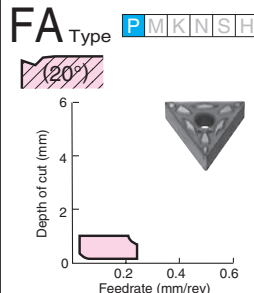
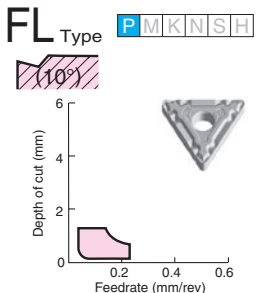
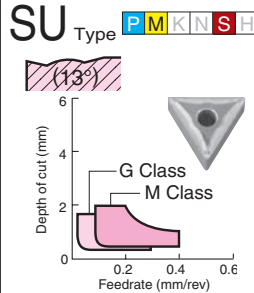
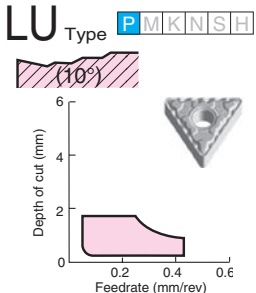
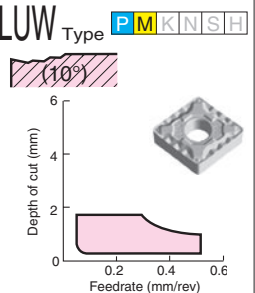
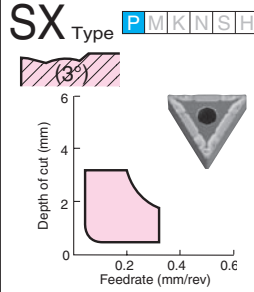
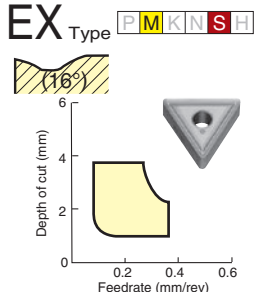
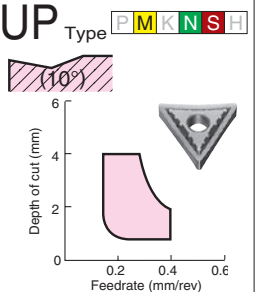

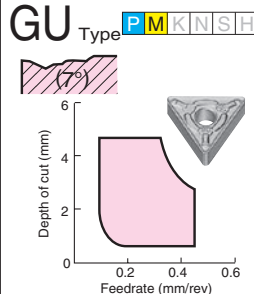
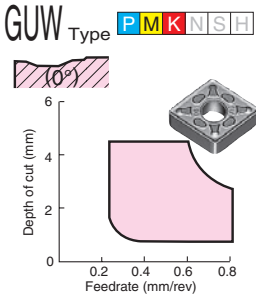
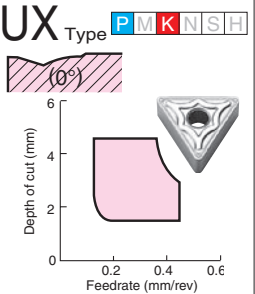
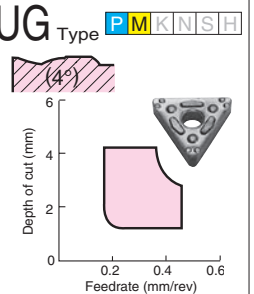
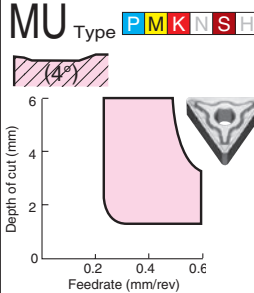
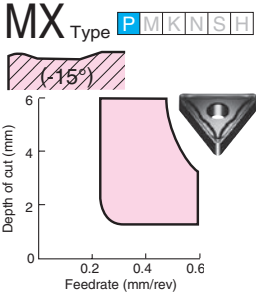
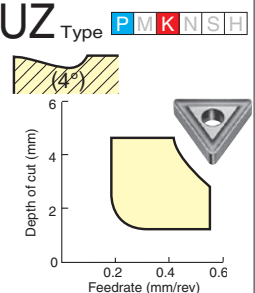
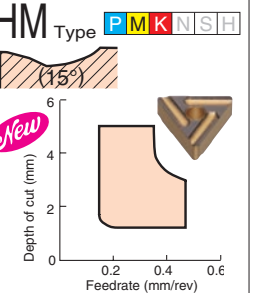
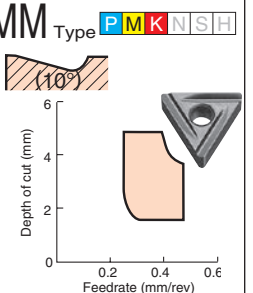
Chipbreaker Application Table

Negative Type

- ( Bumpy breaker  Standard breaker  Handed breaker)
- ( SUMIBORON Break Master)


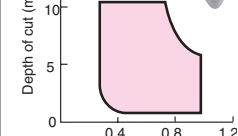

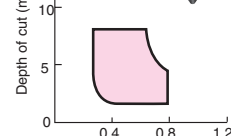

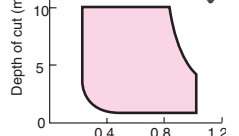

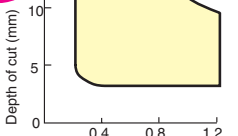
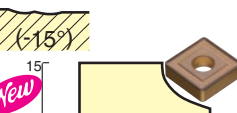
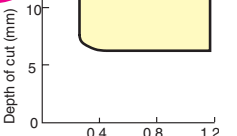
(Legend)



C	D	R	S	T	V	W	Solid CBN Ceramic	Fine Finishing	FA Type P M K N S H 	FL Type P M K N S H 		
									Finishing	SU Type P M K N S H 	LU Type P M K N S H 	LUW Type P M K N S H 
Light~Medium Cut	Medium Cut	Medium~Rough Cut	Carburized Layer Removal	SX Type P M K N S H 	EX Type P M K N S H 	UP Type P M K N S H 	SV Type P M K N S H 	GU Type P M K N S H 		GUW Type P M K N S H 	UX Type P M K N S H 	UG Type P M K N S H 
				MU Type P M K N S H 	MX Type P M K N S H 	UZ Type P M K N S H 	HM Type P M K N S H 	MM Type P M K N S H 				

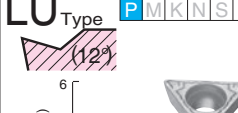
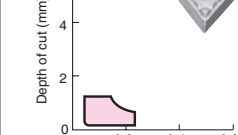

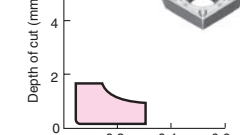


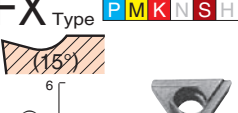
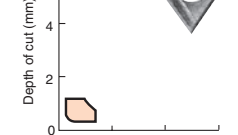
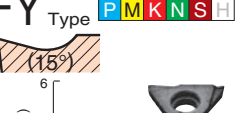
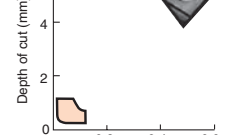
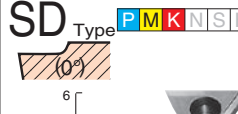
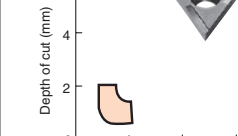

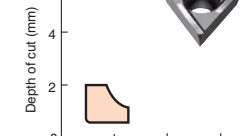
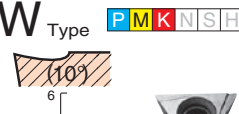
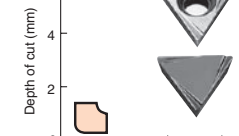
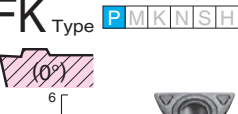
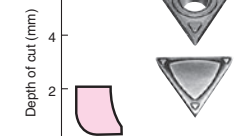


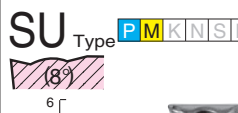
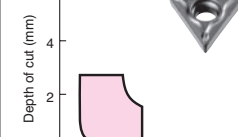

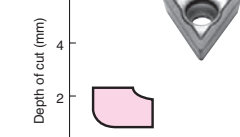

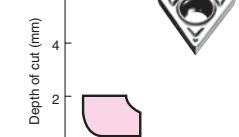
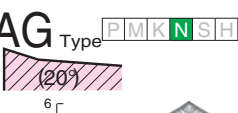
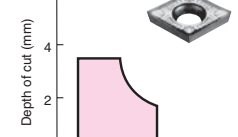
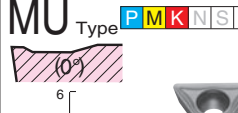
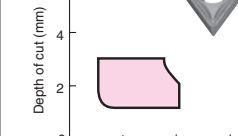
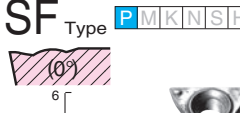
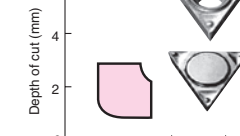
Negative Type

( Bumpy breaker  Standard breaker)

Rough~Heavy Cut	HG Type P M K N S H  	MP Type P M K N S H  	HP Type P M K N S H  	HU Type P M K N S H  	HW Type P M K N S H  
-----------------	---	---	---	---	---

Positive Type

( Bumpy breaker  Standard breaker  Handed breaker  SUMIDIA/Break Master)

Finishing	LU Type P M K N S H  	LW Type P M K N S H  	FC Type P M K N S H  	FX Type P M K N S H  	FY Type P M K N S H  	
	Finish~Light Cut	SD Type P M K N S H  	SDW Type P M K N S H  	W Type P M K N S H  	FK Type P M K N S H  	DM Type P M K N S H  
		Light Cut	SU Type P M K N S H  	SC Type P M K N S H  	SK Type P M K N S H  	AG Type P M K N S H  
	Light~Medium Cut		MU Type P M K N S H  	SF Type P M K N S H  	Rough Cut	

- Inserts
- C
- D
- R
- S
- T
- V
- W
- Solid CBN Ceramic