

N



Spare Parts

N1 ~ N7

Screw	N2
Lever Pin / Eccentric Pin / Shim	N4
Nut / Drawing Pin / Shim Pin / Wrench	N6

Screw

★ mark indicates new item

■ Screw

Double Screw	Cat. No	Stock	Size (mm)					
			d	Pitch	L	ℓ	D	B
	WB4-8	●	M4	0.7	7.5	3	3.0	2
	WB5-10	●	M5	0.8	10	4	3.8	2.5
	WB5-12	●	M5	0.8	12	5	3.8	2.5
	WB5-18	●	M5	0.8	18	6	3.8	2.5
	WB6-13	●	M6	1.0	13	5	4.5	3
	WB6-16	●	M6	1.0	16	6	4.5	3
	WB6-20	●	M6	1.0	20	8.5	4.5	3
	WB6-30	●	M6	1.0	30	12	4.5	3
	WB8-20	●	M8	1.25	20	8.5	6.2	4
	WB8-24	●	M8	1.25	24	8.5	6.2	4
	WB8-30	●	M8	1.25	30	11.5	6.2	4
	WB8F-30	●	M8	1.0	30	11.5	6.2	4

Torque Double Screw	Cat. No	Stock	Size (mm)					
			d	Pitch	L	ℓ	D	B
	WB6-16T	●	M6	1.0	16	6	4.5	T20
	WB6-24T	●	M6	1.0	24	8.5	4.5	T20
	WB7-15T	●	M7	1.0	15	5.5	5	T25
	WB8R-16T	●	M8	1.25	14	6	6.2	T27
	WB7F-20TL	●	M7	0.75	20	8.5	5.5	T25
	WB8-22T	●	M8	1.25	22	8.5	6.2	T27
	WB8-22TL	●	M8	1.25	22	8.5	6.2	T27
	WB8-30T	●	M8	1.25	30	11.5	6.2	T27
	WB8-30TL	●	M8	1.25	30	11.5	6.2	T27

Cap Screw	Cat. No	Stock	Size (mm)					
			d	Pitch	L	ℓ	D	B
	BX0308	●	M3	0.5	8	Full	5.5	2.5
	BX0408	●	M4	0.7	8	6	7	3
	BX0410	●	M4	0.7	10	8	7	3
	BX0412	●	M4	0.7	12	Full	7	3
	BX0414	●	M4	0.7	14	Full	7	3
	BX0425	●	M4	0.7	25	23	7	3
	BX0430	●	M4	0.7	30	28	7	3
	BX0508	●	M5	0.8	8	Full	8.5	4
	BX0510	●	M5	0.8	10	Full	8.5	4
	BX0512	●	M5	0.8	12	Full	8.5	4
	BX0515	●	M5	0.8	15	Full	8.5	4
	BX0520	●	M5	0.8	20	16	8.5	4
	BX0615	●	M6	1.0	15	Full	10	5
	BX0620	●	M6	1.0	20	18	10	5
	BX0622	●	M6	1.0	22	18	10	5
	BX0625	●	M6	1.0	25	18	10	5
	BX0820	●	M8	1.25	20	Full	13	6
	BX0835	●	M8	1.25	35	22	13	6
	EHBX0512	●	M5	0.8	12	10.5	8	4

Set Screw	Cat. No	Stock	Size (mm)					
			d	Pitch	L	ℓ	D	B
	BTD0408	●	M4	0.7	8	2	2.8	2
	BTD0410	●	M4	0.7	10	2	2.8	2
	BTD0412	●	M4	0.7	12	2	2.8	2
	BTD0508	●	M5	0.8	8	3	3.5	2.5
	BTD0510	●	M5	0.8	10	3	3.5	2.5
	BTD0518	●	M5	0.8	18	4	3.5	2.5
	BTD0609	●	M6	1.0	9	2	4	3
	BTD0615	●	M6	1.0	15	5	4	3
	BTD0618	●	M6	1.0	18	5	4	3
	BTD0620	●	M6	1.0	20	5	4	3
	BTD0812	●	M8	1.25	12	2	5	4
	BTD0818	●	M8	1.25	18	6	5	4
	BTD0820	●	M8	1.25	20	6	5	4
	BTD0825	●	M8	1.25	25	8.5	5	4

Torx Set Screw	Cat. No	Stock	Size (mm)					
			d	Pitch	L	ℓ	D	B
	BTD0615T	●	M6	1.0	15	5	4	T20
	BTD0620T	▲	M6	1.0	20	5	4.3	T20

■ Screw

Button Head Cap Screw	Cat. No	Stock	Size (mm)					
			d	Pitch	L	ℓ	D	B
	BH0304	●	M3	0.5	4	Full	5.5	2
	BH0306	●	M3	0.5	6	Full	5.5	2
	FBUP3-A0-9 (equi BH0308)	●	M3	0.5	8	Full	5.5	2
	BH0310	●	M3	0.5	10	Full	5.5	2
	BH03504	●	M3.5	0.6	4	Full	7	2
	BH0408	●	M4	0.7	8	Full	6	2.5
	BH0410T	●	M4	0.7	10	Full	7.5	T15
	BH0415	●	M4	0.7	15	Full	6	2.5
	BH0510	●	M5	0.8	10	Full	9.5	3
	BH0620	●	M6	1.0	20	Full	10.5	4
	BH0824R	●	M8	1.25	24	20	12	4
	★BH0824L	●	M8	1.25	24	20	12	4
	BH0825	●	M8	1.25	25	20	12	4
	BH0830R	●	M8	1.25	30	26	12	4
	★BH0830L	●	M8	1.25	30	26	12	4
	BH0832	●	M8	1.25	32	over 29.5	12	4
	BH1030R	●	M10	1.5	30	26	14	5
	★BH1030L	●	M10	1.5	30	26	14	5
	BH1036R	●	M10	1.5	36	32	14	5
	★BH1036L	●	M10	1.5	36	32	14	5

Phillip Head Cap Screw	Cat. No	Stock	Size (mm)					
			d	Pitch	L	ℓ	D	B
	BHP0414	●	M4	0.7	14	Full	7	4.1
	BHP0622	●	M6	1.0	22	Full	10.5	6.2
	BHP0835	●	M8	1.25	35	Full	14	7.7

Phillip Head Cap Screw	Cat. No	Stock	Size (mm)					
			d	Pitch	L	ℓ	D	B
	BHA0525	●	M5	0.8	25.5	9.5	8.5	3
	BHA0625	●	M6	1.0	30	11.3	10.5	4
	BHE0407	●	M4	0.7	9.5	2	5.7	2.5
	BHE0510	●	M5	0.8	13	3	7.7	3

Screw for Lever Lock	Cat. No	Stock	Size (mm)					
			d	Pitch	L	ℓ	D	B
	LCS2B	●	M3	0.5	10	3.05	3.6	2
	LCS3S	●	M6	1.0	15	10	6	2.5
	LCS3	●	M6	1.0	17	10	6	2.5
	LCS4	●	M8	1.0	21	10	8	3
	LCS5	●	M8	1.0	25	12	8	3
	LCS6	●	M10	1.0	27.2	14.4	9.8	4
	LCS4CA	●	M8	1.0	17.5	10	8	3
	LCS5CA	▲	M8	1.0	20.5	12	8	3
	LCS10	●	M5	0.8	14.5	8.5	5	2
	LCS12	●	M6	1.0	17	9.6	6	2.5
	LCS16	●	M6	1.0	21	13.6	6	2.5
	LCS20	●	M8	1.0	23.5	13.2	8	3.0
	LCS25	●	M10	1.0	30	17.4	10	4.0
	LCS32	●	M12	1.0	36	19.3	12	5.0
	LCS3TE	●	M6	1.0	15.5	8.5	6	2.5

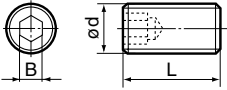

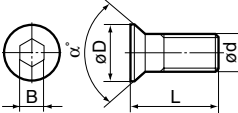
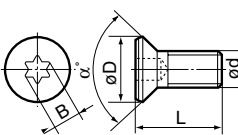
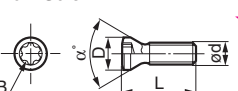
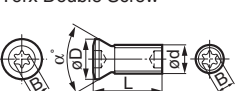
Axial adjustment Screw	Cat. No	Stock	Size (mm)					
			d	Pitch	L	ℓ	D	B
	AJM4F	●	M4	0.5	12	5	8	2
	AJM5F	●	M5	0.5	13	5	9	2
	AJM6	●	M6	1.0	18	6	10	2.9
	RFJ	●	M4	0.7	12	6	6	2
	FMUJ	●	M4	0.7	17	6.5	6	2
	SRFJ	●	M4	0.7	17	6.5	6	1.8

Fastener Bolt	Cat. No	Stock	Size (mm)					
			d	Pitch	L	ℓ	D	B
	FBH0512	●	M5	0.8	12	3.1	7.3	3
	FBX0811	●	M8	1.25	11	4.9	8.5	4
	FBX0817	●	M8	1.25	17	5	8.5	4

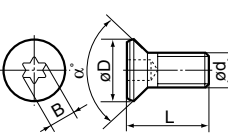
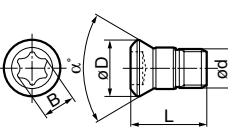
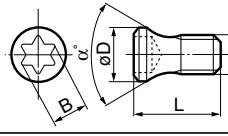
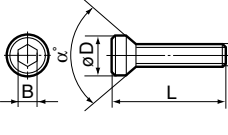
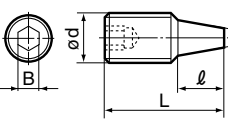
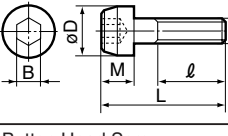
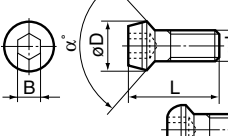
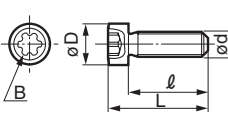
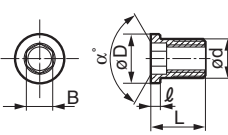
Screw

★ mark indicates new item

Screw

Set Screw	Cat. No	Stock	Size (mm)						
			d	Pitch	L	-	B	-	
	BT0306	●	M3	0.5	6	-	1.5	-	
	BT0406	●	M4	0.7	6	-	2	-	
	BT0408	●	M4	0.7	8	-	2	-	
	BT0412	●	M4	0.7	12	-	2	-	
	BT0506	●	M5	0.8	6	-	2.5	-	
	BT0507K	●	M5	0.8	7	-	2.5	-	
	BT0610	●	M6	1.0	10	-	3	-	
	BT0612	●	M6	1.0	12	-	3	-	
	BT0620	●	M6	1.0	20	-	3	-	
BT0507K shape 									
Flat Head Screw	Cat. No	Stock	Size (mm)						
			d	Pitch	L	D	B	α°	
	FBUP1-A0-8	●	M3	0.5	6	4.4	2	82	
	FBUP1-V0-8	●	M3	0.5	6	5.6	2	82	
	FBUP2-A0-8	●	M3	0.5	10	5.5	2	82	
	FBUP3-A0-8	●	M3.5	0.6	12	7	2	82	
	FBUP4-A0-8	●	M5	0.8	15	9.3	3	82	
	BFX0307R	●	M3	0.5	7	4	2	60	
	BFX0407R	●	M4	0.7	6.5	5.8	2.5	90	
	BFX0410R	●	M4	0.7	9.5	5.8	2.5	90	
	BFX0410L	●	M4-LH	0.7	9.5	5.8	2.5	90	
	BFX0508	●	M5	0.8	8	7.5	3	90	
	BFX0511R	●	M5	0.8	10.5	7.5	3	90	
	BFX0511L	●	M5-LH	0.8	10.5	7.5	3	90	
	BFX0611R	●	M6	1.0	11	9.5	3	90	
Torx Flat Head Screw	Cat. No	Stock	Size (mm)						
			d	Pitch	L	D	B	α°	
	BFN0206T	●	M2	0.4	5.5	3.3	T8	90	
	BFN0307T	●	M3	0.5	7	4.2	T10	90	
	BFN0410T	●	M4	0.7	9.5	5.6	T10	90	
	BFS0205T	●	M2	0.4	5.5	3	T8	60	
	BFTX0309	●	M3	0.5	8.8	4.2	T10	60	
	BFTX03508	●	M3.5	0.6	8	5.1	T10	52	
	BFTX03584	●	M3.5	0.6	7.4	5.2	T15	60	
	BFTX03588	●	M3.5	0.6	8.8	5.2	T15	60	
	BFTX0414	●	M4	0.7	14.5	5.5	T15	60	
	BFTX0613	●	M6	1.0	13	9	T25	60	
	BFTX0615	●	M6	1.0	15	9	T25	60	
	BFTX0617	●	M6	1.0	17	9	T25	60	
	BFTX016033	●	M1.6	0.35	3.3	2.4	T6	60	
	BFTX0203N	●	M2	0.4	3	2.7	T6	60	
	BFTX0204N	●	M2	0.4	4.3	2.7	T6	60	
	BFTX02205N	●	M2.2	0.45	4.5	3	T6	60	
	BFTX02505N	●	M2.5	0.45	4.5	3.45	T8	60	
	BFTX02506N	●	M2.5	0.45	5.5	3.45	T8	60	
	BFTX0306N	●	M3	0.5	5.8	4.2	T10	60	
	BFTX0307N	●	M3	0.5	6.5	4.2	T10	60	
	BFTX0407N	●	M4	0.7	7	5.6	T15	60	
	BFTX0409N	●	M4	0.7	9	5.6	T15	60	
	BFTX0412N	●	M4	0.7	12	5.6	T15	60	
	BFTX0509N	●	M5	0.8	9	7	T20	60	
	BFTX0511N	●	M5	0.8	11.5	7	T20	60	
	BFTX0513N	●	M5	0.8	13	7	T20	60	
	BFTX0515N	●	M5	0.8	15	7	T20	60	
	BFTX0615N	●	M6	1.0	15	9	T25	60	
	BFTX0619N	●	M6	1.0	19	9	T25	60	
Torx Screw	Cat. No	Stock	Size (mm)						
			d	Pitch	L	D	B	α°	
	★ BFTX0305IP	●	M3	0.5	5.3	3.8	8IP	60	
	★ BFTX0306IP	●	M3	0.5	6.0	3.8	8IP	60	
	BFTX0307IP	●	M3	0.5	7	4.3	10IP	55	
	BFTX03512IP	●	M3.5	0.6	11.5	5.3	15IP	60	
	★ BFTX0407IP	●	M4	0.7	8.0	5.6	15IP	60	
	★ BFTX0409IP	●	M4	0.7	9.0	5.6	15IP	60	
Torx Double Screw	Cat. No	Stock	Size (mm)						
			d	Pitch	L	D	B	α°	
	BFTX0410T8R	●	M4	0.7	9.6	5.6	T8	60	
	BFTX0410T8L	●	M4	0.7	9.6	5.6	T8	60	
R: right-hand thread L: left-hand thread									

Screw

Set Screw	Cat. No	Stock	Size (mm)							
			d	Pitch	L	D	B	α°		
	BFTX0203A	●	M2	0.4	3.0	2.7	T6	90		
	BFTX0204A	●	M2	0.4	4.3	2.7	T6	90		
	BFTX0305A	●	M3	0.5	5.3	4.3	T10	90		
	BFTX0306A	●	M3	0.5	5.8	4.3	T10	90		
	BFTX0307A	●	M3	0.5	6.8	4.3	T10	90		
	BFTX0407A	●	M4	0.7	7.3	5.6	T15	90		
	BFTX0410A	●	M4	0.7	10.3	5.6	T15	90		
	BFTX0509A	●	M5	0.8	9.3	6.9	T20	90		
High Precision Screw	Cat. No	Stock	Size (mm)							
			d	Pitch	L	D	B	α°		
	BFTG0408F	●	M4	0.5	7.5	5.7	T15	61		
	BFTG0409F	●	M4	0.5	8.4	6.2	T15	61		
	BFTG0513F	●	M5	0.5	13	6.8	T20	61		
	BFTG0617F	●	M6	0.75	16.5	8	T25	61		
	BFTG0621F	●	M6	0.75	21	9.5	T25	61		
	BFTG0825F	●	M8	0.75	24.5	12	T25	61		
Torx Flat Head Screw	Cat. No	Stock	Size (mm)							
			d	Pitch	L	D	B	α°		
	BFTY02205	●	M2.2	0.45	5.0	3.05	T7	60		
	BFTY02206	●	M2.2	0.45	5.6	3.05	T7	60		
Special Cap Screw	Cat. No	Stock	Size (mm)							
			d	Pitch	L	D	B	α°		
	BXF0520R	●	M5	0.8	25	8.5	4	90		
	BXF0618	●	M6	1.0	18	9	4	90		
	BXF0616	●	M6	1.0	16	9	4	90		
Torx Set Screw	Cat. No	Stock	Size (mm)							
			d	Pitch	L	ℓ	B	α°		
	BTT0407	●	M4	0.5	7	2.6	-	2	60	
	BTT0411	●	M4	0.5	11	2.6	-	2	60	
	BTT0511	●	M5	0.8	11	5	-	2	20	
	BTT0615	▲	M6	1.0	15	6	-	2.5	20	
Special Cap Screw	Cat. No	Stock	Size (mm)							
			d	Pitch	L	ℓ	D	B	M	
	QBX120	●	M12	1.75	54	30	22	10	14	
	QBX160	●	M16	2.0	56	30	28	14	16	
Button Head Screw	Cat. No	Stock	Size (mm)							
			d	Pitch	L	D	B	α°		
	BHF0203L	●	M2	0.4	4	3	1.5	90		
	BHF0203T	●	M2	0.4	4	3	1.5	90		
	BHF0203S	●	M2	0.4	5.5	3	1.5	90		
	BHF0203B	●	M2	0.4	5.5	3.5	1.5	90		
	BHF0306R	●	M3	0.5	6.5	4.4	2	90		
	BHF0308R	●	M3	0.5	8	4.4	2	90		
	* BHF0623	●	M6	1.0	23	12	4	90		
* R shape *										
Cap Screw	Cat. No	Stock	Size (mm)							
			d	Pitch	L	ℓ	D	B		
	BXD02208IP	●	M2.2	0.45	7.5	5.7	3.5	8IP		
	BXD02509IP	●	M2.5	0.45	9	7	4.1	10IP		
	BXD03011IP	●	M3	0.5	10.5	8	4.9	15IP		
	BXD03512IP	●	M3.5	0.6	11.5	8.8	5.5	15IP		
	BXD04014IP	●	M4	0.7	12.5	9.5	6	20IP		
	BXD04515IP	●	M4.5	0.75	14.3	10.8	6.8	25IP		
Special Hollow Screw	Cat. No	Stock	Size (mm)							
			d	Pitch	L	ℓ	D	B		
	BW0507F	●	M5	0.5	7	1.2	6.3	3.5		

▲ mark : To be replaced by new item (Please confirm stock availability)

Lever Pin/Eccentric Cam/Shim

★ mark indicates new item

■ Lever Pin

Cat. No	Stock	Size (mm)					
		A	H	L	C	-	-
LCL3S	●	3.7	10.6	10	3.6	-	-
LCL3	●	3.7	12	10	3.6	-	-
LCL4	●	4.7	14	14.55	4.7	-	-
LCL5	●	6	17	17.1	6	-	-
LCL6	●	7.5	21	20.5	7.5	-	-
LCL8	●	8.6	25.4	25.4	8.6	-	-

Cat. No	Stock	Size (mm)					
		A	H	L	C	-	-
LCL06	●	2.5	6.28	7.0	2	-	-
LCL09	●	3.4	9.3	10.75	3	-	-
LCL10	●	3.4	11.8	10.8	3	-	-
LCL12	●	3.7	13.4	12.9	3.5	-	-
LCL16	●	4.6	17.6	18.4	4.4	-	-
LCL20	●	6	18.9	20.4	5.6	-	-
LCL25	●	7.5	23.5	23.9	6.2	-	-
LCL32	●	8.5	26.8	29.8	8	-	-

■ Eccentric Cam

Eccentric Cam For Boring Bar	Cat. No	Stock	Size (mm)					
			d	D ₁	D ₂	L	ℓ	B
	CPB43	●	4.5	5.5	7	19	5	3
	CPB44T	●	4.5	5.5	7	22	5	3
	CPB45T	●	4.5	5.5	7	27	5	3
	CPB43S	●	4.5	5.5	7	16	5	3
	CPB32C	●	3.3	4.1	5.5	14	3.4	2.5
	CPB34	●	3.4	4.1	5.5	14	5	2.5
	CPB35	●	3.4	4.1	5.5	17	5	2.5
	CPB42	●	4.5	5.5	7	14	5	3
	CPB64	●	6.8	8.2	10.5	24	6.6	4

Eccentric Cam For SEC-30	Cat. No	Stock	Size (mm)					
			d	D ₁	D ₂	L	ℓ	-
	P433U	●	5.025	7	7.5	24	4.9	-
	P434U	●	5.025	7	7.5	30	4.9	-
	P221US	●	2.11	3.5	4	18	3.3	-
	P322US	●	3.635	5	5.5	21	3.3	-
	P323US	●	3.635	5	5.5	24	3.3	-
	P332US	●	3.635	5	5.5	21	4.9	-
	P333US	●	3.635	5	5.5	24	4.9	-
	P334US	●	3.635	5	5.5	30	4.9	-

Eccentric Cam For SEC-30	Cat. No	Stock	Size (mm)					
			d	D ₁	D ₂	L	ℓ	-
	P433W	●	5.025	7	7.8	24	4.9	-
	P434W	●	5.025	7	7.8	30	4.9	-
	P323WS	●	3.635	5	5.8	24	3.3	-
	P333WS	●	3.635	5	5.8	24	4.9	-
	P334WS	●	3.635	5	5.8	30	4.9	-

Eccentric Cam For SEC-60	Cat. No	Stock	Size (mm)					
			d	D ₁	D ₂	L	ℓ	-
	CPZ333V	●	3.4	4.1	5.5	29	5	-
	CPZ334	●	3.4	4.1	5.5	32	5.5	-
	CPZ433	●	4.5	5.5	7	26	5	-
	CPZ434	●	4.5	5.5	7	32	5	-
	CPZ435	▲	4.5	5.5	7	39	5	-
	CPZ438	▲	4.5	5.5	7	44	5	-

Eccentric Cam For SEC-BU	Cat. No	Stock	Size (mm)					
			d	D	D ₂	L	ℓ	B
	CPU304C	●	3.3	5.5	-	10	3.5	3

■ Shim

Shim for Lever Lock	Cat. No	Stock	Size (mm)					
			A	T	d	-	-	-
	LST317	●	9.5	2.7	5.2	-	-	-
	LST42	●	12.65	3.18	6.9	-	-	-
	LST53	●	15.85	4.76	7.9	-	-	-

Shim for Lever Lock	Cat. No	Stock	Size (mm)					
			A	T	d	-	-	-
	LSS32	●	9.48	3.18	5	-	-	-
	LSS42	●	12.65	3.18	6.9	-	-	-
	LSS53	●	15.85	4.76	7.9	-	-	-
	LSS63	●	19	4.76	10	-	-	-
LSS84	●	25.35	6.35	13.2	-	-	-	

Shim for Lever Lock	Cat. No	Stock	Size (mm)					
			A	T	d	-	-	-
	LSC32	●	9.48	3.18	5	-	-	-
	LSC42	●	12.65	3.18	6.9	-	-	-
	LSC53	●	15.85	4.76	7.9	-	-	-
	LSC63	●	19	4.76	10	-	-	-
LSC317	●	9.5	2.7	5.2	-	-	-	

Shim for Lever Lock	Cat. No	Stock	Size (mm)					
			A	T	d	-	-	-
	LSD42	●	12.65	3.18	6.9	-	-	-

Shim for Lever Lock	Cat. No	Stock	Size (mm)					
			A	T	d	-	-	-
	LST317CA	●	9.33	2.7	5	-	-	-
	LST42CA	●	12.5	3.2	6.7	-	-	-

Shim for Lever Lock	Cat. No	Stock	Size (mm)					
			A	T	d	-	-	-
	LSR817	●	8.4	2.7	4.8	-	-	-
	LSR917	●	9	2.7	4.8	-	-	-
	LSR10	●	8.4	3.18	4.7	-	-	-
	LSR12	●	10	3.18	4.7	-	-	-
	LSR16	●	13.5	4.76	6.3	-	-	-
	LSR20	●	17.2	4.76	7.9	-	-	-
	LSR25	●	22	6.35	9.5	-	-	-
	LSR32	●	28	6.35	12.7	-	-	-

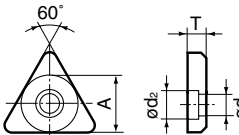
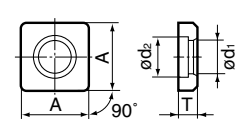
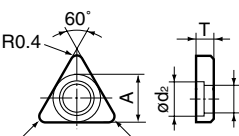
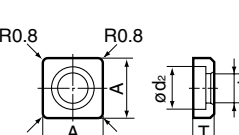
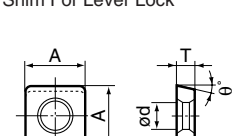
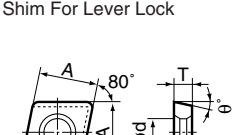
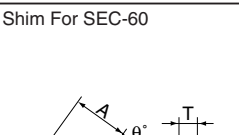

Shim for SEC-20 & 40	Cat. No	Stock	Size (mm)					
			A	T	d	-	-	-
	STND323	●	9.3	3.18	3.4	-	-	-
	STND433	●	12.5	4.76	3.4	-	-	-

Shim for SEC-20 & 40	Cat. No	Stock	Size (mm)					
			A	T	d	-	-	-
	SSND423	●	12.5	3.18	3.4	-	-	-
	SSND533	●	15.65	4.76	3.4	-	-	-

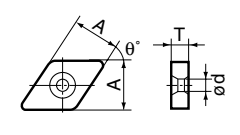
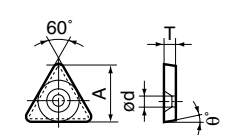
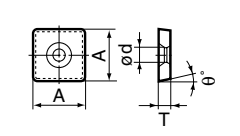
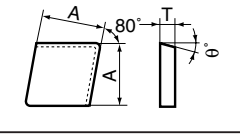
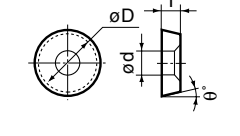
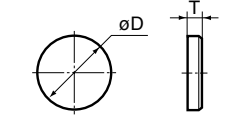
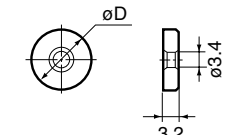
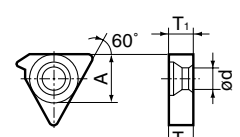
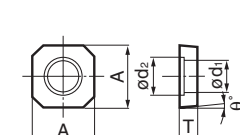
Shim

★ mark indicates new item

Shim

Shim For SEC-M Shim For Boring Bar 	Cat. No	Stock	Size (mm)					
			A	T	d ₁	d ₂	-	-
	STW323	●	9.5	3.18	4.7	6.5	-	-
	STW434	●	12.65	4.76	6.2	8	-	-
Shim For Boring Bar 	Cat. No	Stock	Size (mm)					
			A	T	d ₁	d ₂	-	-
	SSW423	●	12.65	3.18	6.2	8	-	-
	SSW635	●	19	4.76	9	11.5	-	-
Shim For SEC-30 	Cat. No	Stock	Size (mm)					
			A	T	d ₁	d ₂	-	-
	EST32	●	9.53	3.18	5.5	5.9	-	-
	EST43	●	12.7	4.76	7.5	7.9	-	-
Shim For SEC-30 	Cat. No	Stock	Size (mm)					
			A	T	d ₁	d ₂	-	-
	ESS42	●	12.7	3.18	7.5	7.9	-	-
Shim For Lever Lock 	Cat. No	Stock	Size (mm)					
			A	T	d	-	-	θ°
	LSS42CA	●	12.5	3.2	6.7	-	-	8
	LSS53CA	●	15.68	4.8	7.7	-	-	10
Shim For Lever Lock 	Cat. No	Stock	Size (mm)					
			A	T	d	-	-	θ°
	LSC42CA	●	12.5	3.2	6.7	-	-	8
	LSC53CA	●	15.68	4.8	7.7	-	-	10
Shim For SEC-60 	Cat. No	Stock	Size (mm)					
			A	T	d ₁	d ₂	-	θ°
	SVW322	●	9.5	3.18	4.7	6.5	-	35
	SFW423	●	12.65	3.18	6.2	8.0	-	50
	SFW433	●	12.65	4.76	6.2	8.0	-	50
	SDW323	●	9.5	3.18	4.7	6.5	-	55
	SDW423	●	12.65	3.18	6.2	8.0	-	55
	SCW323	●	9.5	3.18	4.8	6.5	-	80
	SCW423	●	12.65	3.18	6.2	8.0	-	80
	SCW635	●	19	4.76	9	11.5	-	80
Shim For SEC-M 	Cat. No	Stock	Size (mm)					
			A	T	d ₁	d ₂	-	-
	SWW433	●	12.65	4.76	6.2	8	-	-

Shim

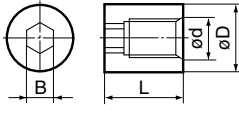
Shim For SEC-40 	Cat. No	Stock	Size (mm)					
			A	T	d	-	-	θ°
	SDND433	●	12.65	4.76	3.4	-	-	55
	SEND423	●	12.5	3.18	3.4	-	-	75
	SCND433	●	12.65	4.76	3.4	-	-	80
Shim For SEC-40 	Cat. No	Stock	Size (mm)					
			A	T	d	-	-	θ°
	STPD322	●	8.4	3.18	3.4	-	-	6
	STPD422	●	11.0	3.18	3.4	-	-	6
	STPL42	●	11.0	3.18	3.4	-	-	6
Shim For SEC-40 	Cat. No	Stock	Size (mm)					
			A	T	d	-	-	θ°
	SSPD422	●	11.6	3.18	3.4	-	-	6
	SSPD522	●	14.1	3.18	3.4	-	-	6
Shim For CCLC 	Cat. No	Stock	Size (mm)					
			A	T	-	-	-	θ°
	SCN204	●	8.7	2.04	-	-	-	7
Shim For Special holder 	Cat. No	Stock	Size (mm)					
			D	T	d	-	-	θ°
	SRPH163	●	14	3.2	5.3	-	-	11
	SRPH203	●	18	3.2	6.3	-	-	11
Shim For BNR 	Cat. No	Stock	Size (mm)					
			D	T	-	-	-	-
	BNRS120	●	11.2	4	-	-	-	-
	BNRS160	●	15.2	4	-	-	-	-
	BNRS200	●	19.2	4	-	-	-	-
	BNRS290	●	28.2	4	-	-	-	-
Shim For SEC-40 	Cat. No	Stock	Size (mm)					
			D	-	-	-	-	-
	SRND42	●	12.7	-	-	-	-	-
Shim For LTER-holder 	Cat. No	Stock	Size (mm)					
			A	T ₁	T ₂	d	-	-
	LSTE31-0	●	9.5	2.7	2.7	5.2	-	-
	LSTE31-1	●	9.5	2.67	2.91	5.2	-	-
	LSTE31-2	●	9.5	2.64	3.11	5.2	-	-
	LSTE42-0	●	12.7	3.18	3.18	7.0	-	-
	LSTE42-1	▲	12.7	3.14	3.45	7.0	-	-
	LSTE42-2	▲	12.7	3.09	3.71	7.0	-	-
Shim For SEC-WGC 	Cat. No	Stock	Size (mm)					
			A	T	d ₁	d ₂	-	θ°
	WGCS13R	●	10.7	3.0	5.5	7.5	-	5

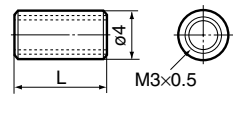
▲ mark : To be replaced by new item (Please confirm stock availability)

Nut/Drawing Pin/Shim Pin/Wrench

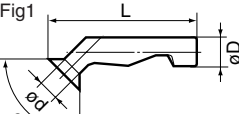
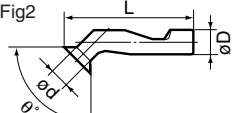
★ mark indicates new item

Nut

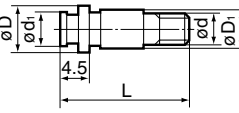
Nut For SEC-M	Cat. No	Stock	Size (mm)					
			d	L	D	B	-	-
	CPM32N	●	M4	7.5	7	3	-	-
	CPM43N	●	M5	8.5	7	3	-	-
	CPM43S	●	M5	6	7	3	-	-

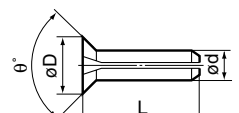
Nut For BNB	Cat. No	Stock	Size (mm)					
			L	-	-	-	-	-
	BNBW-2	●	2	-	-	-	-	-
	BNBW-4	●	4	-	-	-	-	-
	BNBW-7	●	7	-	-	-	-	-

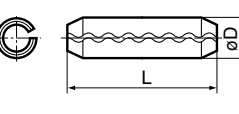
Drawing Pin

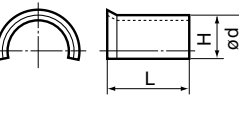
Fig1	Cat. No	Stock	Size (mm)					Shape
			d	D	L	θ°	-	
	SR083	▲	2.7	2.9	20	60	-	
	SR104	▲	3	3.4	21	60	-	
	SR124	●	3.5	3.9	24	60	-	
	SR164	●	4.5	5	32	60	-	
	SR204	●	5.5	6	41	60	-	
	SR124Q	●	3.5	3.9	24	60	-	
	SR164Q	▲	4.5	5	32	60	-	
	SR134B	●	3.5	3.9	22.5	60	-	

Shim Pin

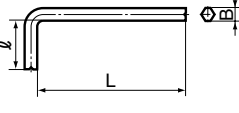
Shim Pin For SEC-M	Cat. No	Stock	Size (mm)					
			d	Pitch	L	D	D ₁	d ₁
	MP317S	●	M4	0.7	15.5	6	4	3.7
	MP320S	●	M4	0.7	19.5	6	4	3.7
	MP416	●	M5	0.8	14	7.5	6	5
	MP420	●	M5	0.8	20	7.5	6	5
	MP432	●	M5	0.8	32	7.5	6	5
	MP445	●	M5	0.8	45	7.5	6	5


Shim Pin For FMS	Cat. No	Stock	Size (mm)				
			d	-	L	D	θ°
	SPP308	●	3.2	-	8	4.8	120

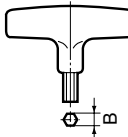
Shim Pin For SEC-20 & 40	Cat. No	Stock	Size (mm)				
			-	-	L	D	-
	SPP3	●	-	-	16	3	-

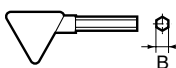
Shim Pin For SEC-70	Cat. No	Stock	Size (mm)					
			d	H	L	-	-	-
	LSP3	●	5	3.5	5.5	-	-	
	LSP4	●	6.7	4	7	-	-	
	LSP5	●	7.7	4.5	8.5	-	-	
	LSP6	●	9.85	5.9	11.1	-	-	
	LSP8	●	13.05	10	12	-	-	
	LSP10	●	5	3.3	6.5	-	-	
	LSP16	●	6.6	4.5	9	-	-	
	LSP20	●	8.2	5.5	9	-	-	
	LSP25	●	9.8	6.5	11	-	-	
	LSP32	●	13	10	12	-	-	

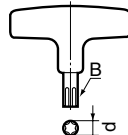
Wrench

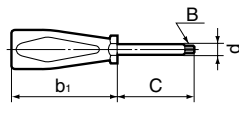
Wrench (Hexagonal)	Cat. No	Stock	Size (mm)					
			B	L	ℓ	-	-	-
	LH015	●	1.5	52	8	-	-	
	LH020	●	2	58	12	-	-	
	LH025	●	2.5	60	15	-	-	
	LH030	●	3	65	20	-	-	
	LH035	●	3.5	70	25	-	-	
	LH040	●	4	72	25	-	-	
	LH050	●	5	80	28	-	-	
LH060	●	6	90	32	-	-		

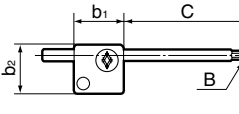
Torque Wrench (Torx)	Cat. No	Stock	Size (mm)				
			B	d	L	ℓ	-
	LT08-06	●	T8	2.3	45.0	6.0	-
	LT20	●	T20	3.9	57.2	19.1	-
	LT25	●	T25	4.4	60.3	20.2	-
	LT27	●	T27	4.96	63.5	21.5	-

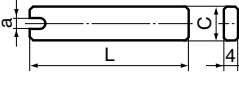
Tee Hex Wrench (Hexagonal)	Cat. No	Stock	Size (mm)				
			B	-	-	-	-
	TH030	●	3	-	-	-	-
	TH040	●	4	-	-	-	-
	TH050	●	5	-	-	-	-

Hex Wrench (Hexagonal)	Cat. No	Stock	Size (mm)				
			B	-	-	-	-
	TH015	●	1.5	-	-	-	-
	TH020	●	2	-	-	-	-
	TH025	●	2.5	-	-	-	-

Tee Wrench (Torx)	Cat. No	Stock	Size (mm)				
			B	d	-	-	-
	TTX15W	●	T15	4.0	-	-	-
	TTX20	●	T20	3.9	-	-	-
	TT25	●	T25	4.4	-	-	-
	TT27	●	T27	5.0	-	-	-

Special Torx Wrench	Cat. No	Stock	Size (mm)					
			B	d	C	b ₁	-	-
	TRD07	●	T7	2.0	45	70	-	
	TRD08	●	T8	2.3	55	70	-	
	TRD15	●	T15	3.9	70	100	-	
	TRD20	●	T20	4.6	100	90	-	
	TRD25	●	T25	5.3	80	110	-	

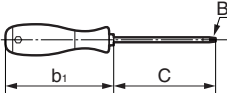
Special Torx Wrench	Cat. No	Stock	Size (mm)				
			B	C	b ₁	b ₂	-
	TRX06	●	T6	34.5	15	15	-
	TRX08	●	T8	34.5	19	19	-
	TRX10	●	T10	42.5	22	22	-
	TRX15	●	T15	45	22	27	-
	TRX20	●	T20	49.0	22	30	-

Key Wrench	Cat. No	Stock	Size (mm)			
			L	a	-	C
	KY25	●	45	2.5	-	10
	KY40	●	60	4	-	13

Wrench

★ mark indicates new item


■ Wrench

Special Torx Wrench	Cat. No	Stock	Size (mm)					
			B	C	b ₁	-	-	-
	TRDR08IP	●	8IP	60	104	-	-	-
	TRDR10IP	●	10IP	80	111	-	-	-
	TRDR15IP	●	15IP	80	111	-	-	-
	TRDR20IP	●	20IP	100	118	-	-	-
	TRDR25IP	●	25IP	100	118	-	-	-

Technical Guidance / References

N

N9 ~ N34



Technical Guidance

Turning EditionN10

Milling EditionN14

Endmilling EditionN18

Drilling EditionN20

SUMIBORON EditionN25

General Information Edition

SI Unit Conversion ListN29

Steel and Non-Ferrous Symbol Chart (1)N30

Steel and Non-Ferrous Symbol Chart (2)N31

Hardness Scale Comparison ChartN32

Standard of TapersN33

Finish Surface RoughnessN34