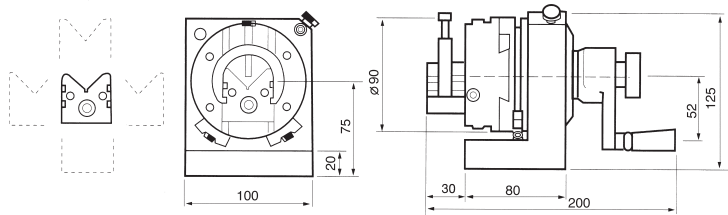




Punch Former



ORDER NO. V-PB
CODE NO. 2001-001
WEIGHT : 8 kg



- Punch former is the fixture to grind the point of standard punches and E.D.M. electrodes for precise and fast operation.
 - Besides the round, radius and multiangle punches, any special forms can be ground precisely.
 - By using this attachment, it can be ground either concave or convex radius shape.
 - The capacity is from 4mm to 30mm.
- Punch Former is the great dressing instrument. Precision grinding of grinding wheel can be done by assembling an ARM with the main body. Any combination of tangents or radial form of the grinding wheel may be dressed accurately by easy operation. Max. diameter of grinding wheel within 200mm can be dressed accurately and safely. The height from base to roller's center is 80mm. Movement of each side can reach 12.5mm while aiming at the center of V block. The main body may be of one piece steel construction.

Specification

D(diameter) of the pressed part of the punch...4.30mm
 L(length) of the pressed part of the punch...above 22mm
 Upper and lower movement span of V block.....25mm
 Horizontal movement span of V block(one side)..12.5mm
 (two side)... 25mm

Length of V block30mm
 Height of the rotary central axis.....15mm
 Cutting and dividing.....24 equal pieces(15")
 Weight.....10kg.

Sand forming of the forming lever
 (concave R).....100mmR
 (convex R).....50mmR

Diamond sharpening knife
 (small diameter)60 X 50(1/10carat)
 (large diameter)100 X 50(1/4carat)

*Except for the handle and graduation scale all material is special hard tool steel (SKS-2) heat treated at HRC 63

*V block can be disassembled for use separately.

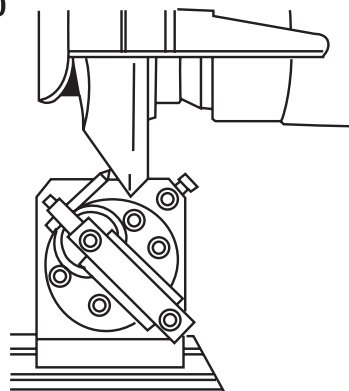


ORDER NO. V-PS
CODE NO. 2001-010
WEIGHT : 7.5 kg

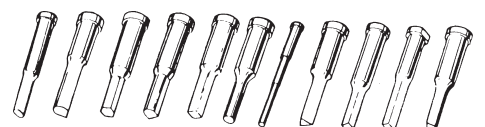
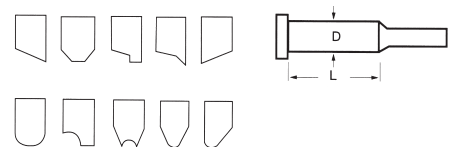
V-PS can pass through from itself to the center of grip, in case of facing a more longer punch ejector pin, it can go deep into of the grip position directly. To assemble an ARM with the main body, any combination of radii form of the grinding wheel may be dressed accurately by easy operation.

SPECIAL PART ACCESSORIES FOR ANGULAR DRESSING

ORDER NO. V-PF **CODE NO. 2001-020**
WEIGHT : 0.7 kg



Application style:




The wheel angular dressing

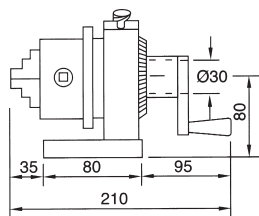
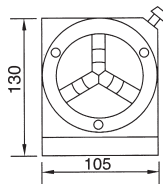


3-Jaws Punch Former

ORDER NO. V-PS-80J
CODE NO. 2001-030



NEW



1. The center of 3 jaws punch grider can move gently to fix and to help the concentricity more precision.
2. This punch grinder can divide into 24 angles, each angle is 15 degrees at 10 seconds accuracy, the weight is 11kgs.
3. This style base can select to set up sine plate to make sine plate to make sine angles. The sine plate also can be used with other Machines.
4. The base can select sine vise base which is good for sine angle use.
(ORDER NO.V-PS-80JS)

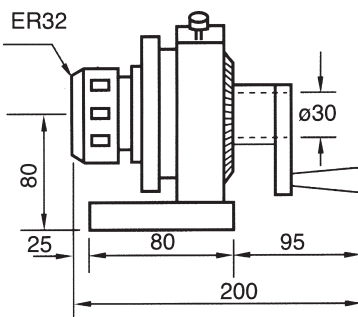


ER Collet Dividing Punch Former

ORDER NO. V-PS-ER32,V-PS-ER40
CODE NO. 2001-040,2001-041



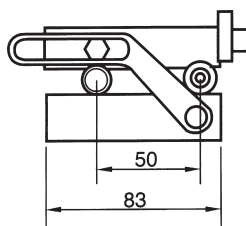
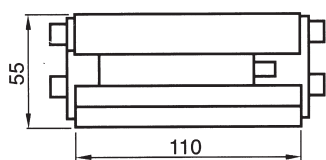
NEW



1. ER Collet Dividing Punch Grinder put ER32 main body and with collet inner size 6, 8, 10, 12, 16, 20mm, total 6pcs.the weight is 11kgs.
2. The center of collet can move gently to help the concentricity more precision.
3. This punch gnnder can divide into 24^o angles, each angle is 15 degrees at ±10 seconds currcacy.
4. ER16 connection, special accessory (v-601 20-ER16-50L WITH 10PCS COLLET) can use
ER 16 base can select sine vise base which is good for sine angle use.
(ORDER NO.V-PS-ER32S)



Sine Plate For All Type Punch Former



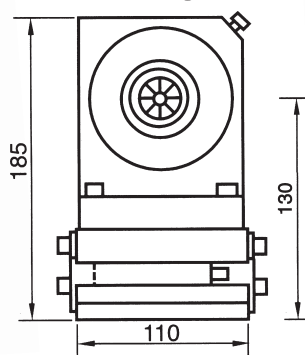
ORDER NO. V-PS-SP
CODE NO. 2001-050
WEIGHT : 3 kg

IT'S SUIT FOR VERTEX'S V-PB
V-PS. V-PS-ER-32. V-PS-80J



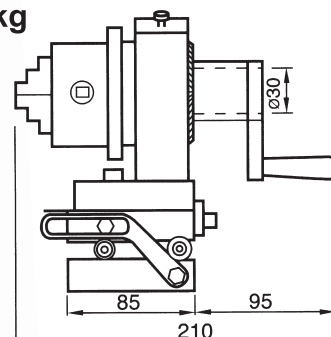
ER Collet Dividing Punch Grinder With Sine Plate

ORDER NO. V-PS-ER32S
CODE NO. 2001-060
WEIGHT : 13.5 kg



3-Jaws Punch Former With Sine Plate

ORDER NO. V-PS-80JS
CODE NO. 2001-070
WEIGHT : 14 kg





Punch Grinder

ORDER NO. V-PGS CODE NO. 2002-001

**MINI-TYPE
PUNCH GRINDER Ø1.5-3mm**

This is a mini type punch grinder which can grind fine punch of outside diameter from 1.5mm to 3mm. N.W. 4kg

Accuracy of point A within 0.005m/m and point B Within 0.008m/m while turning.

ORDER NO. V-PG CODE NO. 2002-010

STANDARD-TYPE Ø3- Ø25 WEIGHT : 8 kg

Punch grinder is a tool which can be put on the surface grinding machine for round punches (3mm-25mm). It can be ground by putting among three rollers of punch grinder. without checking the center. Accuracy of roller within 0.005mm while turning right or left. It can grind punches of outside diameter from 3Ø -25Ømm

Accuracy of point A within 0.005mm and point B within 0.008mm while turning.

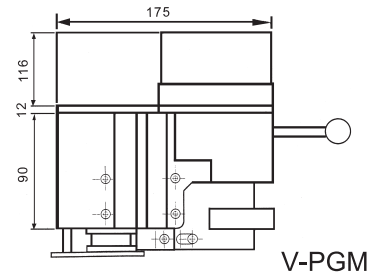
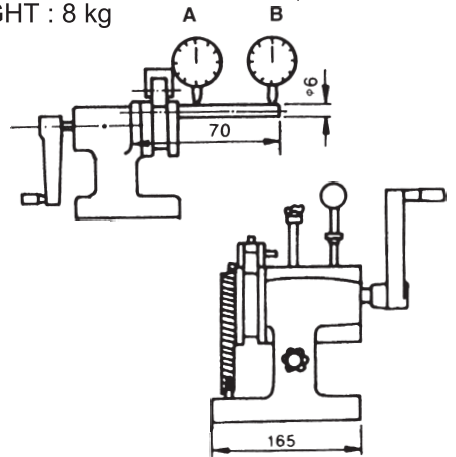
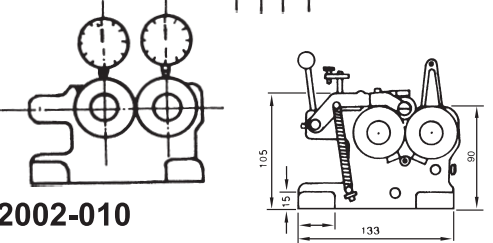
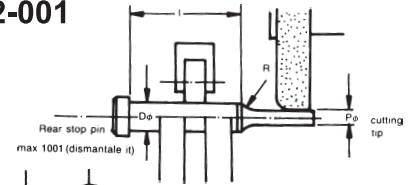
ORDER NO. V-PGM CODE NO. 2002-020

WITH MOTOR TYPE Ø3- Ø25

WEIGHT : 11.5 kg

Features

- 1.High accuracy cylindrical grinding work possible just by putting this economical unit on surface grinder.
- 2.No center alignment necessary. just put work on rollers.
- 3.Portable with single hand, thus easily set on grinding.
- 4.With rollers motor-driven attention can be concentrated on table/wheel feeds.
- 5.Work can be formed in radius taper, too
- 6.Double roller unit available for long pin or punch grinding.



FEATURES

- Mounting surface (RLxFB)175x218x90mm
 - 50Hz108rpm
 - Roller speed 60Hz129rpm
 - Accuracy (Roundness and concentricity)25.4mm
 - Roller driving motor 110V, Single phase, 25W
- (Specifications are subject to change without notice.)

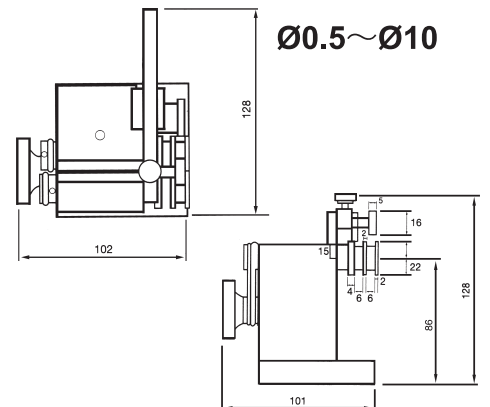


Punch Grinder Deluxe Type

ORDER NO. V-PGA CODE NO. 2002-030

WEIGHT : 3.3 kg

- 1.The small punch grinder can process from dia 0.5mm to 10mm. If the length of workpiece is above 10mm which can be grind.
This punch grinder can work with surface grinding machine and to grinding any sizes.
- 2.Easy operation and high precision make it to be the best grinding tool for small workpiexe.






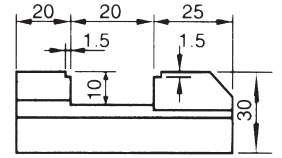
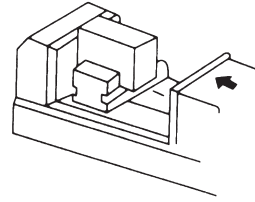
Mini Tool Maker Vise




ORDER NO. VMV-10 CODE NO. 2003-001

WEIGHT : 0.3 kg

Tool makers vise of mint type which can be put in a bigger vise to process the small and precise workpiece. Also it can be used in an E.D.M. machine and grinding machine. Squareness and parallelism: within 0.003mm.



Tool Makers Vise



Made of SK material of J.I.S. specification. Hardened by heat treatment and precision ground. Squareness and parallelism are ensured to be within $\pm 0.005\text{mm}$. It can be used and kept its high precision while standing on its base, sides or extremity, for inspection use in stead of squares due to its extremely accuracy.


Unit:mm

ORDER NO.	MATERIAL	LENGTH	WIDTH	JAW OPENING	JAW HEIGHT	HARDEN	N.W.	CODE NO.
VMV-15	SK2	100	36	40	20	HRC56°-58°	1KG	2003-010
VMV-20	SK2	150	48	75	30	HRC56°-58°	2KG	2003-011
VMV-25	SK2	170	63	90	35	HRC56°-58°	3KG	2003-012
VMV-30	SK2	190	73	100	35	HRC56°-58°	4.1KG	2003-013
VMV-35	SK2	225	88	125	45	HRC56°-58°	7.5KG	2003-014
VMV-40	SK2	230	98	125	45	HRC56°-58°	8.7KG	2003-015
VMV-50	SK2	287	125	150	50	HRC56°-58°	15KG	2003-016



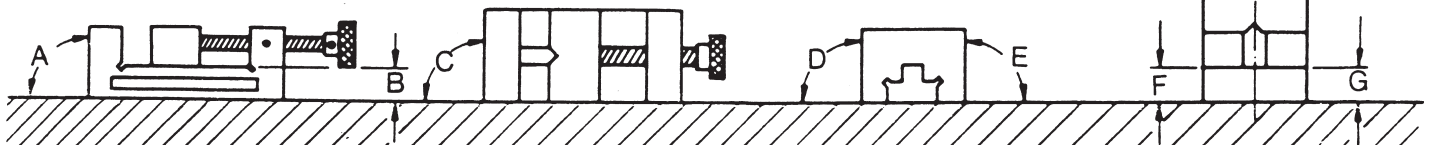
Tool Makers Vise

Unit:mm



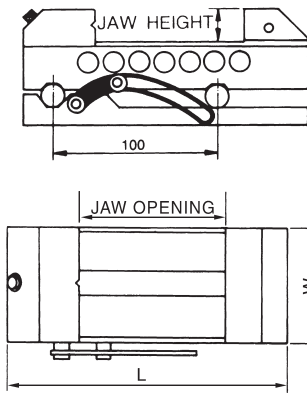
ORDER NO.	MATERIAL	LENGTH	WIDTH	JAW OPENING	JAW HEIGHT	HARDEN	WEIGHT (KG)	CODE NO.
VDV-20	SK2	155	48	60	25	HRC56°-58°	2	2003-020
VDV-25	SK2	176	64	75	30	HRC56°-58°	3	2003-021
VDV-30	SK2	181	74	75	30	HRC56°-58°	5	2003-022
VDV-35	SK2	250	88	125	38	HRC56°-58°	8	2003-023
VDV-40	SK2	250	98	125	38	HRC56°-58°	9	2003-024

	TOLERANCE		TOLERANCE
A	$\pm 0.004\text{mm}$	E	$\pm 0.005\text{mm}$
B	$\pm 0.005\text{mm}$	F	$\pm 0.005\text{mm}$
C	$\pm 0.005\text{mm}$	G	$\pm 0.005\text{mm}$
D	$\pm 0.005\text{mm}$	H	$\pm 0.005\text{mm}$





Sine Vise



SPECIFICATION

- Compound angles easily and quickly set.
 - Adjustments up to 46 degrees. The vice parallel
- Precision 0.005mm and vertical angles in 0.01mm.

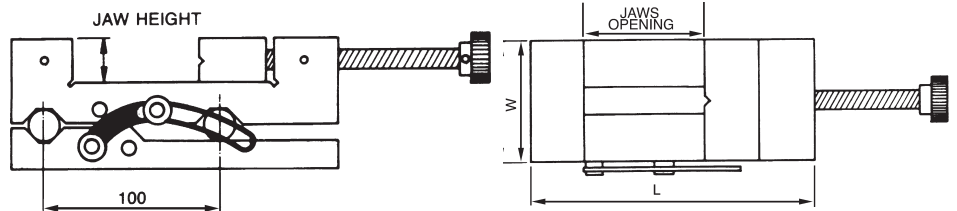
Accuracy	
Material Hardened	SKS HRC60°Sub-zero processing
Parallelism	Within 0.003/100mm
Squareness	Within 0.005/100mm
Model	V.VC.L CSV
Angle tol.	Within 15sec Within 20sec
Since conversion table attached	

Unit:mm

ORDER NO.	MATERIAL	LENGTH	WIDTH	JAW OPENING	JAW HEIGHT	ANGLE	HARDEN	N.W.	CODE.NO.
SVB-20	SK2	150	48	65	25	0°-46°	HRC56°-58°	3.1Kg	2003-030
SVB-25	SK2	170	63	90	35	0°-46°	HRC56°-58°	4.6Kg	2003-031
SVB-30	SK2	180	73	90	35	0°-46°	HRC56°-58°	9.1Kg	2003-032



Sine Vise



SPECIFICATION

Unit:mm

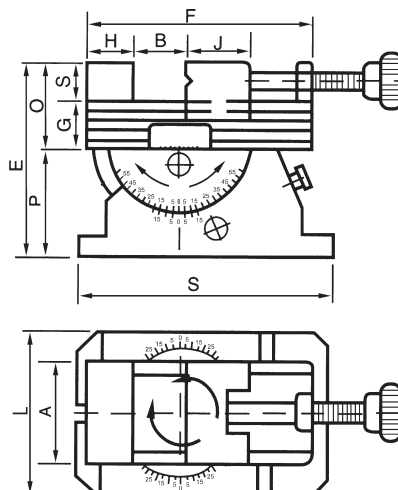
ORDER NO.	MATERIAL	LENGTH	WIDTH	JAW OPENING	JAW HEIGHT	ANGLE	HARDEN	N.W.	CODE.NO.
SVD-200	SK2	155	48	60	25	0°-46°	HRC56°-58°	5Kg	2003-040
SVD-250	SK2	176	63	70	30	0°-46°	HRC56°-58°	8Kg	2003-041
SVD-300	SK2	180	75	85	30	0°-46°	HRC56°-58°	12Kg	2003-042



Precision Universal Angle Vise



VUA-3



ORDER NO. VUA-3

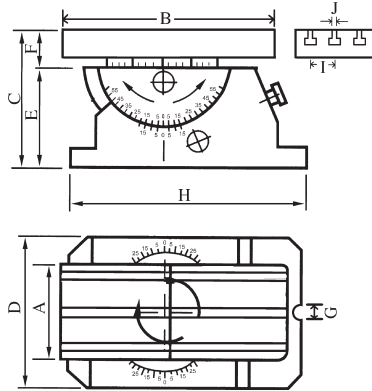
- Precision graduation for accurate reading.
- Horizontal swivel through 360°
- The unit tilts 45° vertically.
- Its swivelling and tilting features make this unit well suited for straight or inclined surface, angular drilling machining on various machine tools as precision grinding machine, boring and milling machine, electrical discharge machine etc.

ORDER NO.	A	B	C	E	F	G	H	J	L	O	P	S	N.W.	CODE.NO.
VUA-3	70	80	30	158	160	32	32	43	110	62	75	180	13Kg	2003-050



Precision Universal Angle Vise

NEW



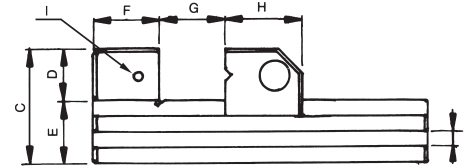
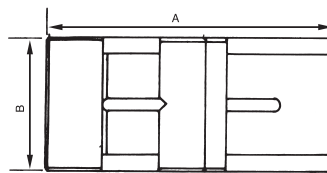

- 1.PRECISION GROUNDED.
- 2.RIGID DESIGN.
- 3.THE TABLE CAN SWIVEL 360°, AND TILTS 45°
- 4.IT CAN PUT TOOL MAKER VISE VMV-TYPE VDV-TYPE OR 3 JAW CHUCK FOR CLAMPING
5. THE GRADUATION FOR ACCURATE READING

ORDER NO.	A	B	C	D	E	F	G	H	I	J	G.W.	CODE NO.
VUA-408	100	200	125	110	75	50	16	180	30	12	14	2003-055
VUA-510	126	250	125	110	75	50	16	180	40	12	16	2003-056



Tool Makers Vise

Material:SKS2
 Hardness:HRC 58°-60°
 Squareness:With 0.005m/m

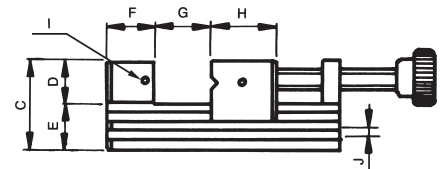
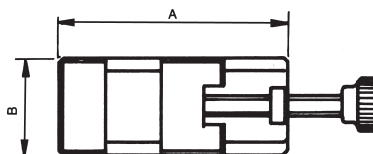



ORDER NO.	A	B	C	D	E	F	G	H	I	J	N.W.	CODE NO.
VC20	135	48	42	20	22	23	62	40	M6	5X7	2kg	2003-070
VC25	160	70	62	30	32	33	80	45	M6	8X7	3kg	2003-071
VC30	175	73	65	32	33	35	95	45	M6	8X7	4kg	2003-072



Tool Makers Vise

Material:SKS2
 Hardness:HRC 58°-60°
 Squareness:With 0.005m/m




ORDER NO.	A	B	C	D	E	F	G	H	I	J	N.W.	CODE NO.
V-VE20	90	60	50	25	25	25	35	30	M5	6X6	1.6kg	2003-080
V-VE25	160	70	62	30	32	33	80	45	M6	8X7	4kg	2003-081
V-VE30	175	73	65	32	33	35	95	45	M6	8X7	5.5kg	2003-082

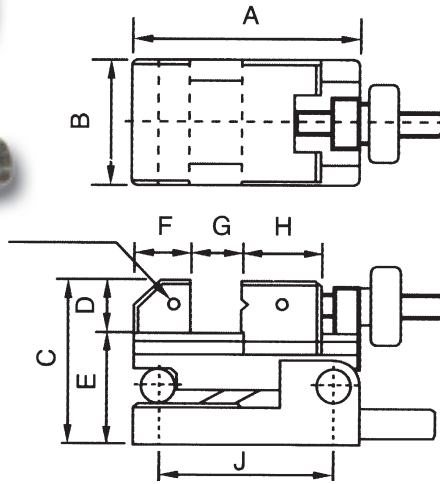


Precision Sine Vise

HARDNESS HRC 60°,SKS3
PARALLELISM 0.003/100mm
SQUARENESS 0.005/100mm



THE CLAMP HANDLE IS PLACED
LI/NDER WORKPIELE.




ORDER NO. SVC-100

Size(mm)	MODEL	SVC-100
A		130
B		70
C		93
D		30
E		63
F		33
G		45
H		M6
I		100
Max.angle		46°
Weight(kg)		4.5
CODE NO.		2003-090

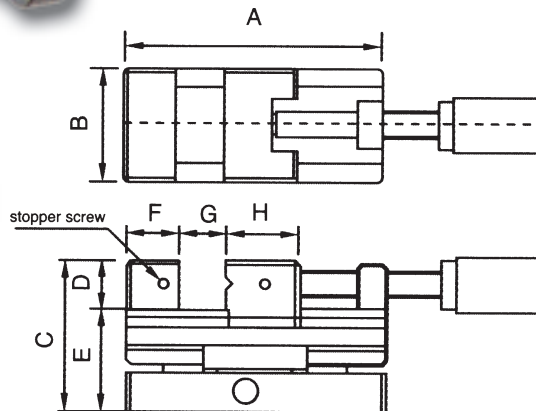


Precision Sine Vise

HARDNESS HRC 60°,SKS3
PARALLELISM 0.003/100mm
SQUARENESS 0.005/100mm



HORIZONTAL WAY



ORDER NO. SVL-50

Size(mm)	MODEL	SVL-50
A		160
B		75
C		93
D		30
E		63
F		33
G		70
H		45
I		M6
Max.angle		46°
Weight(kg)		5.3
CODE NO.		2003-100

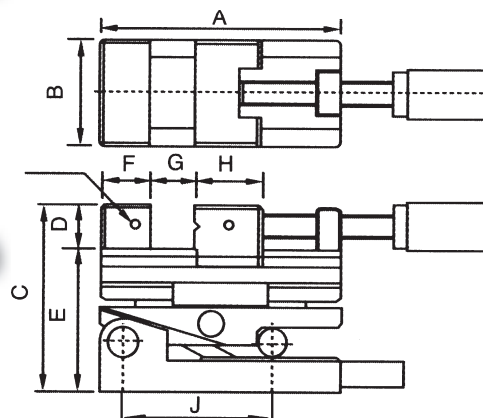


Two Way Vise

HARDNESS HRC 60°,SKS3
PARALLELISM 0.003/100mm
SQUARENESS 0.005/100mm



2 WAYS

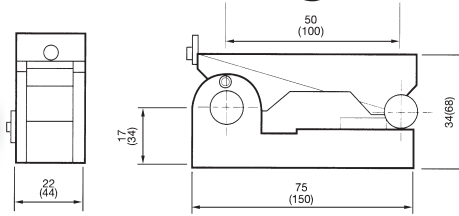


ORDER NO. SVS-100

Size(mm)	MODEL	SVS-100
A		160
B		75
C		124
D		30
E		94
F		33
G		75
H		45
I		M6
Max.angle		46°
Weight(kg)		7.4
CODE NO.		2003-110



Sine Bar With Magnetic



ORDER NO.	V-S50M	V-S100M
CODE NO.	2004-001	2004-002
WEIGHT	1 KG	2KG

PARALLELISM	0.002mm
SQUARNESS	0.005mm
ACCARACY	±0.002
MATERIAL	YK-30
HARDNESS	HRC60°

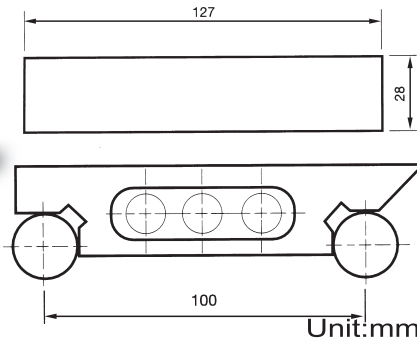
There is magnet in the bottom which can be run on any kind of machine for testing angle use.

HOW TO CHOOSE THE BLOCK FOR SINE BAR

DISTANCE GAUGE BLOCK CAN GET HEIGHT DEGREE	SIN BAR CENTER	SIN BAR CENTER
	←50→	←100→
2°	1.7450	3.4899
3°	2.6168	5.2336
4°	3.4878	6.9756
5°	4.3578	8.7155
6°	5.2264	10.4528
7°	6.0935	12.1869
8°	6.9587	13.9173
9°	7.8217	15.6434
10°	8.6824	17.3648
11°	9.5404	19.0809
12°	10.3956	20.7911
13°	11.2476	22.4951
14°	12.0961	24.1921
15°	12.9410	25.8819
16°	13.7819	27.5637
17°	14.6186	29.2371
18°	15.4058	30.9017
19°	16.2784	32.5586
20°	17.1010	34.2020
21°	17.9184	35.8367
22°	18.7303	37.4606
23°	19.5366	39.0713
24°	20.3368	40.6736
25°	21.1309	42.2618
26°	21.9186	43.8371
27°	22.6995	45.3990
28°	23.4736	46.9471
29°	24.2405	48.4809
30°	25.0000	50.0000
31°	25.7519	51.5038
32°	26.4960	52.9919
33°	27.2320	54.4639
34°	27.9596	55.9192
35°	28.6788	57.3576
36°	29.3893	58.7785
37°	30.0908	60.1815
38°	30.7831	61.5661
39°	31.4660	62.9320
40°	32.1394	64.2787
41°	32.8030	65.6059
42°	33.4565	66.9130
43°	34.0999	68.1998
44°	34.7329	69.4658
45°	35.3553	70.7106



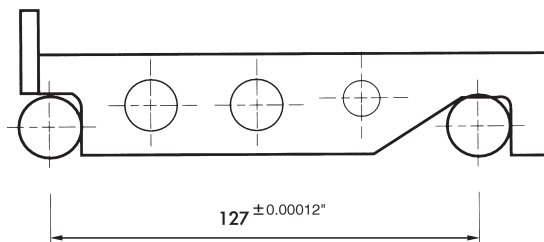

Sine Bar



ORDER NO.	LENGTH	WIDTH	HEIGHT	CENTER DISTANCE	PARALLEL	HARDEN	BLOCKS DIA	MATERIAL	N.W.	CODE NO.
VS-100	127	28	35	0.005	0.005	HRC50°	20 Øm/m	SK3	1Kg	2004-010



Sine Bar



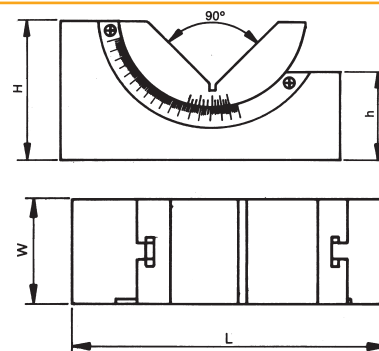

Change of the sine angle must be count on sine bar inspection, the bar's tolerance within 0.005mm

Unit:inch

ORDER NO.	LENGTH	WIDTH	HEIGHT	CENTER DISTANCE	PARALLEL	HARDEN	BLOCKS DIA	MATERIAL	N.W.	CODE NO.
V-S25	6-3/8"	1"	1-1/4"	127	0.00012"	HRC52°	3/4"	SK2	1Kg	2004-020
V-S50	6-3/8"	2"	1-1/4"	127	0.00012"	HRC52°	3/4"	SK2	1.9Kg	2004-021



Angle Plate



Unit: mm

IT CAN BE LOCKED AT DESIRED ANGLE FROM THE BOTTOM.

1. USING ON THE MILLING MACHINE.

2. USING ON THE GRINDING MACHINE.

3. TO MARK OUT ON A WORKPIECE.

4. USING ON THE DRILLING MACHINE.

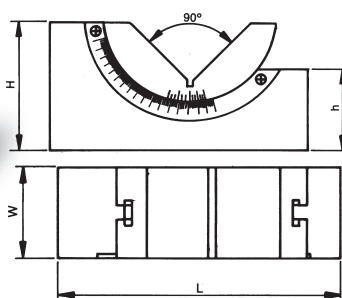

5. TO PROCESS WITH AN END MILL.

ORDER NO.	H	W	L	h	N.W.	CODE NO.
VAP-1	47	46	102	28	1.5KG	2005-001
VAP-2	47	30	102	28	1KG	2005-002
VAP-3	32	25	75	22	0.5KG	2005-003

90° V-way. High carbon steel hardened to 50°-54° HRC, precision ground to within 0.005mm accuracy in squareness. Angle tolerance 30 seconds. Sets any angle 0-60°, vernier reading 10 minutes. 2 set screws provided for firmlocking at fixed angle.
 Material: SK2
 Hardness: HRC50°-54°
 Squareness: ±0.005mm
 Tolerance of angle: ±10"
 Angular measures from 0°-60°



Micro-Adjustable Angle Plate



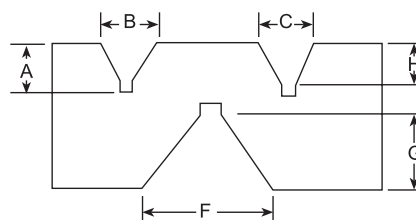
ANGULAR CAN BE ADJUSTED FROM 0°~60° BY SCREW

Unit: mm

ORDER NO.	H	W	L	h	N.W.	CODE NO.
VAPM-1	47	46	102	28	1.5KG	2005-010
VAPM-2	47	30	102	28	1KG	2005-011
VAPM-3	32	25	75	22	0.5KG	2005-012



Precision V Block PAIRS



Unit: mm

ORDER NO.	A	B	C	F	G	H	L x W x H	WEIGHT	CODE NO.
V-3VA	9	23	19	44	21	7	76X23X43	0.8	2005-015
V-4VA	14	34	28	62	27	11	100X32X60	2.5	2005-016
V-5VA	14	35	40	63	29	19	124X35X61	5	2005-017



Precision Angle Blocks



WEIGHT : 1.1 kg

ORDER NO. AB-130

CODE NO. 2006-001

Furnished in 1° increments to 5 degrees and in 5° increments to 30 degrees. With the addition of the optional 1/4° and 1/2° blocks virtually and conceivable angle to these increments can be established.

- * Simple, quick angle set-ups.
 - * Eliminates calculations, avoids errors.
 - * Lightly magnetized for better holding.
 - * Manufactured of steel, hardened, stabilized and ground.
 - * Sizes: 3" long x 1/4" thick. (75mm x 6mm)
 - * Accuracy: 0001" per inch.
 - * Oil-hardened steel, precision ground.
- 12pcs angle blocks (1/4°, 1/2°, 1°, 2°, 3°, 4°, 5°, 10°, 15°, 20°, 25°, 30°)



Universal Angle Block Set



ORDER NO. AB-163, AB-164

No sine plate, sine vise, angle chart or gauge block needed!

- A slope at any angle can be provided by installing a block or blocks on a machine vise up to 5%
- 8 pieces in a deluxe wooden box include: 10°, 15° & 30° vee blocks and 5 angle plates-1° to 5° for AB-164
- Heat treated 45°-50° HRC & ground to 10 sec.
- 9pcs angle blocks (1/2°, 1°, 2°, 3°, 4°, 5°, 10°, 15°, 30°) for AB-163

ORDER NO.	L x W x H	WEIGHT	CODE NO.
AB-163	Vee blocks: 3"Lx1 ³ / ₁₆ "Wx1 ³ / ₁₆ H Angle Plates: 2 ³ / ₄ "Lx1 ³ / ₁₆ "Wx ⁵ / ₆₄ "H	1.8KG	2006-010
AB-164	Vee blocks: 4"Lx1 ¹ / ₂ "Wx1 ¹ / ₂ "H Angle Plates: 4"Lx1 ¹ / ₂ "Wx ⁵ / ₃₂ "AH	3.6KG	2006-011



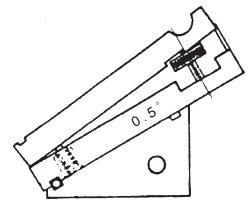
Micrometric Tangent Bar & Angle Gauge Block Set



Micrometric Tangent Bar & Angle Gauge Block Set

- * Made of Hardened Steel, Precision Ground.
- * Accuracy ± .0001" Per Inch.
- * Interlocking Slots.
- * Size of Angle Blocks: .35"x3"

A Complete set for Angular set-ups. No Other Gages Required. Consists of One Mtb-202 Listed Below With 5 Angle Gauge Blocks (5°, 10°, 20°, 30°, 45°).



ORDER NO. AB-166 CODE NO. 2006-020 WEIGHT : 0.9 kg

- * Simplicity in application. Angular set-ups with mtb are a zip. Just dial your angle direct in degrees and minutes. Add one or two angle block gauges for angles over 5° and Secure assembly by dropping 1/8" dowel or square key into slot provided.
- * Complete with fitted case.



Solid Angle Plates



ORDER NO. AB-167
CODE NO. 2006-030
WEIGHT : 0.28 kg

Solid Angle Plates

- * Precision ground angles for convenient set-ups in tooling, production and inspection.
- * Four holes on top of it for easy mounting.
- * 1/4" Thick, packed in cardboard box.
- * Set of 3" x 3" x 4-3/8", 45°x45°x90°x1pc
2" x 3-15/32" x 4", 30°x60°x90°x1pc



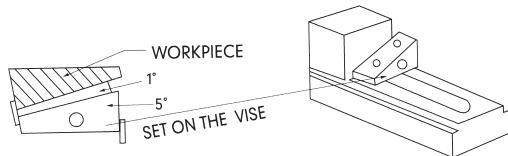
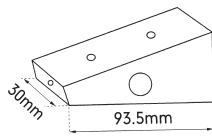
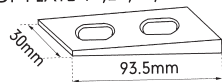
Precision Angle Blocks



WEIGHT : 7.2 kg

BASE PLATE
5°, 10°, 15°, 20°, 25°, 30°, 35°, 40°, 45°

TOP PLATE 1°, 2°, 3°, 4°



EXAMPLE FOR USE

ORDER NO.	PLATE	ANGLE DEGREE	CODE NO.
AB-113 (13PCS/SET)	TOP PLATE	1°, 2°, 3°, 4°	2006-040
	BASE PLATE	5°, 10°, 15°, 20°, 25°, 30°, 35°, 40°, 45°	

FEATURES

- 1.ANGLE TOLERANCE : 0.02MM
- 2.CAN BE ASSEMBLED TOP PLATE WITH BASE PLATE FOR 6° - 9° , 16° - 19° , 26° - 29° , 36° - 39° , 46° - 49°
- 3.HARDEN TREATMENT UP TO HRC55° - 58°
- 4.MADE BY THE MATERIAL OF SK2
- 5.CAN BE COOPERATE TWO SET FOR USE.



Hardened Steel Squares



Squares have accurate right angles both inside and outside. Made from a single piece of fully tool steel. Beams and blades are ground and accurately lapped for straightness and parallelism. Accuracy Class H Blades are beveled on both edges of each side. Beam is grooved at inner corner for clearance of burr and dirt. All squares are fully hardened (Rockwell 55). Packed in individual cartons. Accuracy 0.02MM

ORDER NO.	SS - 304	SS - 306	SS - 308	SS - 310	SS - 312
L x H x W	100 x 70 x 8MM	100 x 150 x 8MM	100 x 200 x 8MM	250 x 160 x 40x10MM	300 x 200 x 45 x 12MM
NET WEIGHT	0.2KG	0.4KG	0.8KG	1.2KG	2KG
CODE NO.	2006-050	2006-051	2006-052	2006-053	2006-054

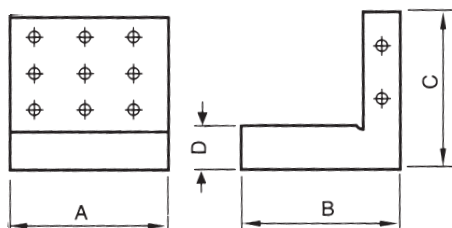


Precision Steel Angle Plates



MATERIAL : YK30 ALLOY STEEL
ACCURACY : 0.005/100MM
HARDEN TREATMENT UP TO HRC 58°

HIGH PRECISION TYPE



ORDER NO.	A	B	C	D	N.W.	CODE NO.
VRS-33	3" 75	3" 75	4" 100	1" 25	2.5kg	2006-060
VRS-44	4" 100	4" 100	4" 100	1" 25	3.4kg	2006-061
VRS-46	4" 100	4" 100	6" 150	1" 25	4.5kg	2006-062



Squares



Alloysteel
Grounded
HRC50

ORDER NO.	LxHxW	ACCURACY.	WEIGHT	CODE.NO.
FS-204	102x 74x6 mm	0.02mm	0.17 kg	2006-055
FS-206	152x100x6 mm		0.31 kg	2006-056
FS-208	202x130x6 mm		0.48 kg	2006-057

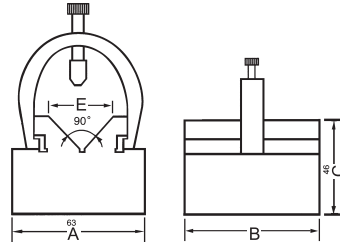


V-Block With Clamps

VBC-196A



Alloysteel
Grounded
HRC50



1. Two v blocks and two clamps are included in the set
2. Made of hardened tool steel machined & ground in pairs close tolerances.
3. A precision set for toolmakers & machinists

ORDER NO.	A	B	C	D	E	N.W.	CODE.NO.
VBC-195	63	63	46	28	34	2.6kg	2007-001
VBC-196	100	50	60	60	60	4 kg	2007-002
VBC-197	150	65	100	110	110	8 kg	2007-003



V-Block With Clamps



PAIRS
G.W. 2.3kgs
PACKING:110x80x110mm

Alloysteel
Grounded
HRC50

(m/m)

ORDER NO.	W	H	L	WIDTH OF LARGE VEE	CODE NO.
VBC-003	2.36 60mm	1.86 50mm	2.75 70mm	50mm	2007-010



PAIRS
G.W. 1.8kgs
PACKING:
75x80x100mm

Alloysteel
Grounded
HRC50

inch

ORDER NO.	W x H x L	WIDTH OF LARGE VEE	CODE NO.
VBC-243	2 ³ / ₄ x 1 ³ / ₄ x 1 ⁵ / ₈	1"	2007-020



PAIRS
G.W. 2.4kgs
PACKING:
110x80x110mm

Alloysteel
Grounded
HRC50

inch

ORDER NO.	W x H x L	W.OF SMALL VEE	W.OF LARGE VEE	CODE NO.
VBC-006	2 ¹ / ₂ x 1 ³ / ₄ x 2 ³ / ₄	1"	1 ³ / ₁₆	2007-030



SINGLE
G.W. 4kgs
PACKING:
70x50x110mm

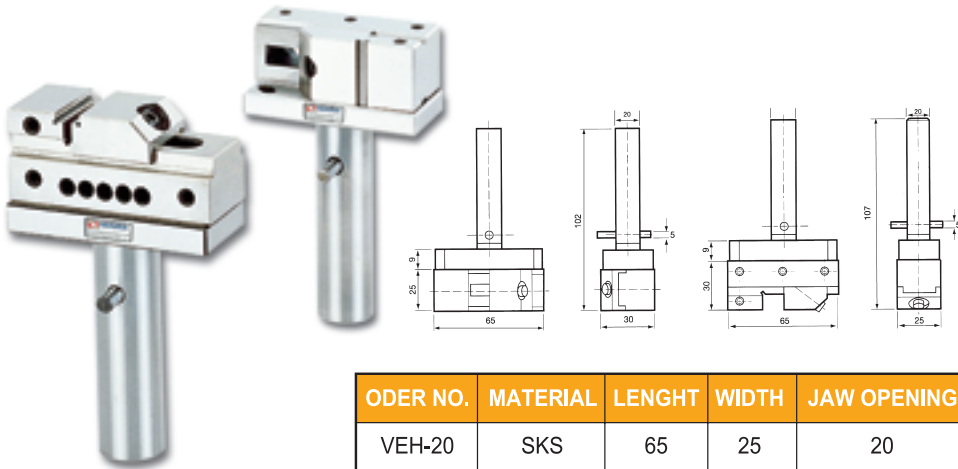
Alloysteel
Grounded
HRC50

inch

ORDER NO.	W x H x L	W.OF LARGE VEE	CODE NO.
VBC-009	4 x 3 x 3"	2 ¹ / ₄	2007-040



Electrode Vise (ALLOY STEEL) FOR EDM


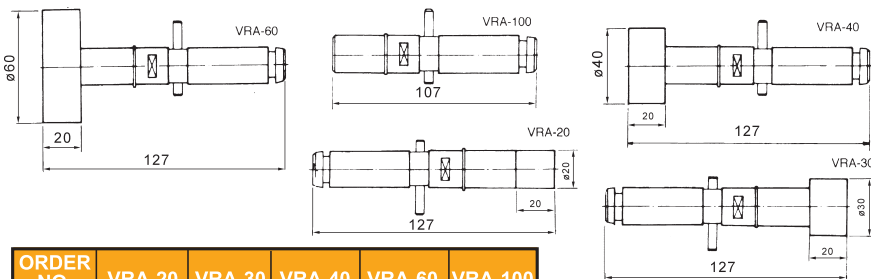


ORDER NO. VEH-20
 ELECTROE HOLDERS FOR
 ELECTRO DISCHARGE MACHINE
 Mini vise can be used in fixed
 electrode hold-ers.
 The opening with a cross V groove
 on the vise can do electric discharging
 both by vertical way and horizontal
 way for various-shape workieces.
 The max. opening on the vise is
 20mm.

ORDER NO.	MATERIAL	LENGHT	WIDTH	JAW OPENING	JAW HEIGHT	HARDEN	N.W.	CODE NO.
VEH-20	SKS	65	25	20	10	HRC 58°-60°	0.8kg	2008-001



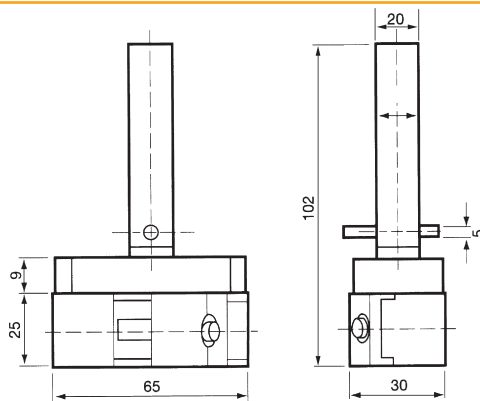
Electrode Holder FOR EDM



ORDER NO.	VRA-20	VRA-30	VRA-40	VRA-60	VRA-100
CODE NO.	2008-010	2008-011	2008-012	2008-013	2008-014
WEIGHT	0.2	0.3	0.45	0.55	0.25



Electrode Holders (STAINLESS) FOR EDM

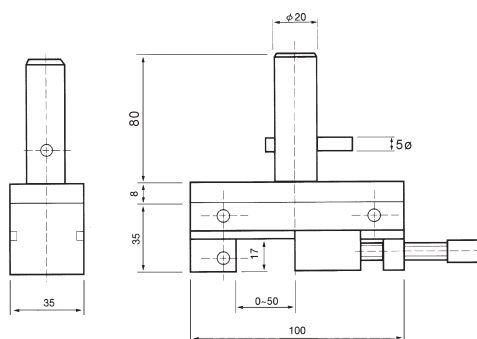


ORDER NO. VEH-20MS
CODE NO. 2008-020
 WEIGHT : 0.8 kg

Material	SUS440
Paralleism	within 0.003mm/100mm
Squareness	within 0.005mm/100mm
Harden treatment up to HRC58°	



Electrode Holders (STAINLESS) FOR EDM



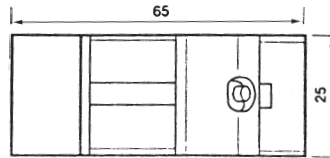
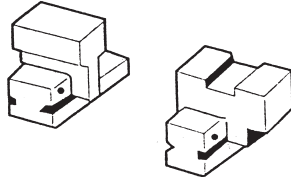
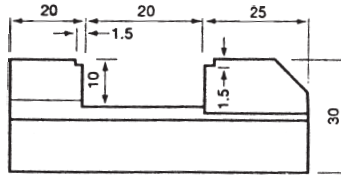
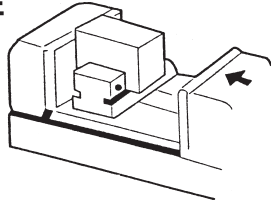
ORDER NO. VEH-20DS
CODE NO. 2008-030
 WEIGHT : 1.2 kg

Material	SUS440
Paralleism	within 0.003mm/100mm
Squareness	within 0.005mm/100mm
Harden treatment up to HRC58°	



Tool Maker Vise (STAINLESS)

MINI TYPE



Material:SUS440
 Hardness:HRC58°~60°
 Squareness:Within 0.005m/m
 N.W.:0.3kg
 Tool makers vise of mini type which can be put in a bigger vise to process the small and precise workpiece. Also it can be used in an E.D.M. machine and grinding machine. Squareness and parallelism: within 0.003m/m.

FOR EDM

ORDER NO.	MATERIAL	LENGTH	WIDTH	JAW OPENING	JAW HEIGHT	HARDEN	N.W.	CODE NO.
VSTV-10V	SUS440	65	25	20	10	56°~58°HRC	0.3kg	2008-070



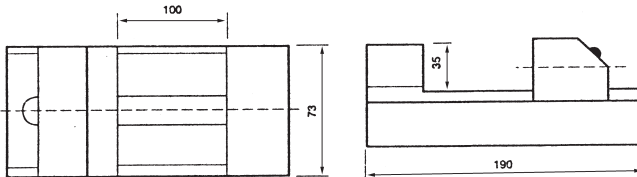
Tool Maker Vise (STAINLESS)



Material:SUS440
 Hardness:HRC58°~60°
 Squareness:Within 0.005m/m
 N.W.:4kg

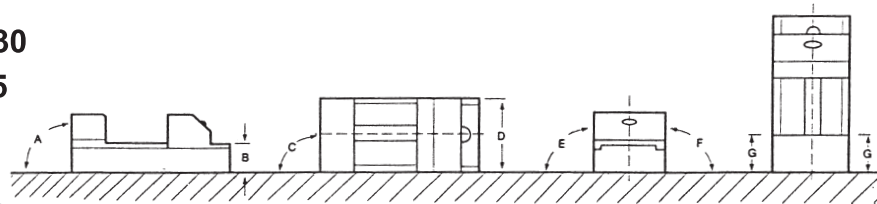
FOR EDM

Unit:m/m

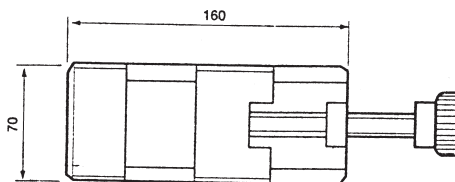



TOLERANCE	
A	±0.004m/m
B	±0.005m/m
C	±0.005m/m
D	±0.005m/m
E	±0.005m/m
F	±0.005m/m
G	±0.005m/m

ORDER NO. VBST-30
 CODE NO. 2008-075

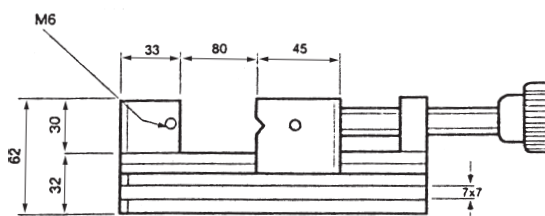


Tool Maker Vise (STAINLESS)



Material:SUS440
 Hardness:HRC56°
 Squareness:Within 0.005m/m
 N.W.:4kg
 It was made by tool steel of stainless steel system and was precision ground after hardened by heat treatment. So, it will not be rusted even though permeation. The vise can pinch workpiece which will not upward for using moveable method. It is getting more easier and convience for processing in a smaller workpiece.

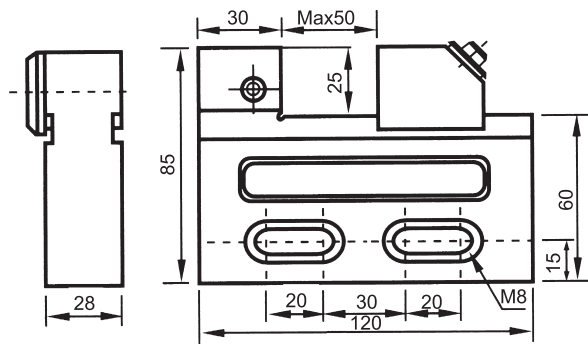
ORDER NO. VSTV-25
 CODE NO. 2008-080



FOR EDM



EDW Tool Maker Vice (stainless)



This vise is for wire cutter use. Each of the parts was manufactured by stainless steel and with the appliance of high erosion resisting.

Material: SUS440
Hardness: HRC 58°-60°
Squareness: With 0.005m/m
N.W.: 1.4kg

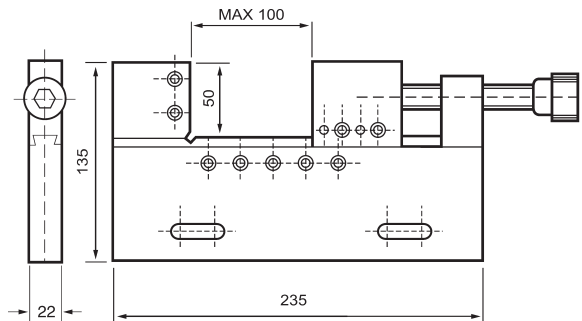

ORDER NO. VSTV-50W
CODE NO. 2008-040

PARALLELISM	± 0.002mm
SQUARNESS	± 0.002mm

MAX. OPENING	50mm
THICKNESS	28mm
JAW DEEP	25mm
WEIGHT	1.4kg
MATERIAL	
HARDNESS	HRC58°



EDW Tool Maker Vice (stainless)



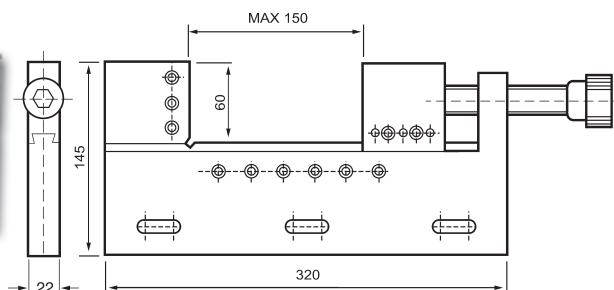

ORDER NO. VSTV-100W
CODE NO. 2008-050

PARALLELISM	± 0.002mm
SQUARNESS	± 0.002mm

MAX. OPENING	100mm
THICKNESS	22mm
JAW DEEP	45mm
WEIGHT	4.4kg
MATERIAL	
HARDNESS	HRC58°



EDW Tool Maker Vice (stainless)



ORDER NO. VSTV-150W
CODE NO. 2008-060

PARALLELISIT	± 0.002mm
SQUARNESS	± 0.002mm

MAX. OPENING	150mm
THICKNESS	22mm
JAW DEEP	50mm
WEIGHT	6.0kg
MATERIAL	
HARDNESS	HRC58°



EDM Wire

(Brass & Copper)

NEW



FEATURES

CHEMICAL COMPOSITION

65/35 brass equivalent to Alloy No. JIS - H3260 C2700

NO ACID-CORROSION AND NO DAMAGE TO RESINS

The special treatment avoids acid-corrosion on machine and work piece.

HIGH SURFACE QUALITY

The special treatment makes the wire surface smooth, free from dirt, rust and grease that causes inefficiency to electric discharge.

STANDARD WEIGHT CONTROL

By perfect control in process, we obtain the standard weight per coil that enables us to maintain the stability of processing time and the accuracy of drawing.

NO WELDMENT

The rough surface caused by welding could affect the quality and accuracy of performance. The welded wire tends to break that wastes the time to re-thread.

HIGH-DIMENSIONAL PRECISION

Wire diameter tolerance and roundness tolerance are both limited to $1/ \mu m$.

OUTSTANDING STRAIGHTNESS

Outstanding straightness ensures automatic threading successfully.

BRASS & COPPER

Zn COATING IS ALSO AVAILABLE

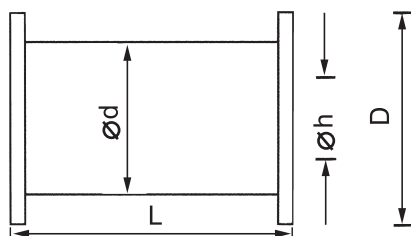
SPECIFICATION

ORDER NO.	WIRE TYPE	DIAMETER		DIAMETER TOLERANCE (mm)	BREAKING LOAD (kg)	TENSILE STRENGTH (N/mm ²)	ELONGATION (%)	SUITFUL WORKING STYLE	CODE NO.
		inch	mm						
VEW-10H	HARD	0.004	0.10	± 0.001	0.78	980 ≤	0.4 ≤	STRAIGHT CUTTING a.PASS CUTTING b.ROUGH CUTTING c.FINISH CUTTING	2009-001
VEW-15H		0.006	0.15		1.73				2009-002
VEW-20H		0.008	0.20		3.14				2009-003
VEW-25H		0.010	0.25		4.92				2009-004
VEW-30H		0.012	0.30		7.07				2009-005
VEW-33H		0.013	0.33		8.55				2009-006
VEW-20S	SOFT	0.008	0.20	± 0.001	1.41	441 ≤	15 ≤	ANGLE CUTTING	2009-010
VEW-25S		0.010	0.25		2.21				2009-011
VEW-30S		0.012	0.30		3.18				2009-012

THE PACKING USED A STANDARD COIL.

HERE SHOW 3 KINDS OF COIL PACKING OF TYPE FOR CHOICE. THE POPULAR IS

P-5R (5kgs) . OTHER COIL TYPE , WEIGHT. WILL BE AVAILABLE.



PACKING COIL TYPE	COIL SHAPE	WIGHT OF WIRE ON COIL (kg)	DIAM- THE OF WIRE (mm)	D (mm)	d (mm)	L (mm)	h (mm)	LENGTH OF WIRE ON COIL (M)	NUMBER OF COILS /BOX	CODE NO.
P-3R		3	0.10 0.15 0.20 0.25	130	80	110	20	39360 18750 10988 6932	6	2009-021
P-5R		5	0.20 0.25 0.30 0.33	160	90	114	20	18314 11553 8001 6750	4	2009-022
K-125		3.5	0.2 0.25	125	80	125	20	5600 4725	4	2009-023
K-160		7	0.20 0.25	160	100	160	22	25640 16174	2	2009-024



WIRE DIES GUIDE

Used to guide wire in wire
electro-discharge machines.

ORDER NO.	MAKER	APPLICATION	REMARKS	CODE NO.
 M118	MITSUBISHI	SX, CX, FX Upper 上 (線切割眼模 M118)	C 834G	2009-030
 M119		SX, CX, FX Lower 下 (線切割眼模 M119)	B 243G	2009-031
 M103 Ø3		F, FL, G, Opening Ceramic Stainless (眼模螺絲 Stop screw M 108)	D 162G	2009-032
 M108			D 123G	2009-033
 M111		G, H~HA, C, CR, (偏心座 Dies Holder M 111)	X 184D226H01	2009-034
 M117 Ø4		H1, HA, B, Z SK/AF Lower 下 (線切割眼模 M117)	B 176G	2009-035
 M107		H1, HA, B, Z SK/AF Upper 上 (線切割眼模 M107)	B 123G	2009-036
 M120		H1, A, B, Z/AF Upper 上 (眼模螺絲 Stop Screw M120)	C 524G	2009-037
 Z141			Ceramic Guides for Small Hole EDM machine (放電打孔機用導管 Z141)	
 S103	ソデック SODICK	A300, 500, Aw330, 450 EPOC, AP, BF (線切割眼模 S103)	GUIDE (87-3)	2009-039
 S111	SEIBE	F, K Upper & Lower (線切割眼模 S111)		2009-040
 H102	HITACHI	H1-Cut 203, 304, 345, 460 Lower 下 (線切割眼模 H102)		2009-041
 F120	フアナック FANUC	∞°A, °B, Upper 上 (線切割眼模 F120)		2009-042
 F121		∞°A, °B, Lower 下 (線切割眼模 F121)		2009-043
 F101		O, P, Q, R, W Upper & Lower 上、下 (線切割眼模 F101, F102)		2009-044
 F102				
 F123		¹ A, ¹ B, Upper 上 (線切割眼模 F123)		2009-045
 F124	¹ A, ¹ B, Lower 下 (線切割眼模 F124)		2009-046	



Electrode (Copper & Brass Pipe Electrode)



STD. STYLE



SUPER 8 STYLE



1. BRASS PIPE FOR STEEL & TREATMENT STEEL.
2. COPPER PIPE FOR TUNGSTEN MATERIAL & SMALL HOLE.
3. SUPER STYLE HOLE COPPER PIPE FOR HIGH SPEED MACHINING & NON THROUGH HOLE.
4. THE LENGTH 300MM OR 400MM OF PRICE IS SAME. PLEASE NOTIFY THE LENGTH WHEN YOU ORDERING.

STANDARD STYLE HOLE

MATERIAL		HOLE DIA.	0.4	0.5	0.6	0.7	0.8	0.9	1.0	1.1	1.2	1.3	1.4	1.5
BRASS	ORDER NO.		VEB-04	VEB-05	VEB-06	VEB-07	VEB-08	VEB-09	VEB-10	VEB-11	VEB-12	VEB-13	VEB-14	VEB-15
	CODE NO.		2010-001	2010-002	2010-003	2010-004	2010-005	2010-006	2010-007	2010-008	2010-009	2010-010	2010-011	2010-012
COPPER	ORDER NO.		VEC-04	VEC-05	VEC-06	VEC-07	VEC-08	VEC-09	VEC-10	VEC-11	VEC-12E	VEC-13	VEC-14	VEC-15
	CODE NO.		2010-030	2010-031	2010-032	2010-033	2010-034	2010-035	2010-036	2010-037	2010-038	2010-039	2010-040	2010-041

MATERIAL		HOLE DIA.	1.6	1.7	1.8	1.9	2.0	2.1	2.2	2.3	2.4	2.5	2.6	2.7
BRASS	ORDER NO.		VEB-16	VEB-17	VEB-18	VEB-19	VEB-20	VEB-21	VEB-22	VEB-23	VEB-24	VEB-25	VEB-26	VEB-27
	CODE NO.		2010-013	2010-014	2010-015	2010-016	2010-017	2010-018	2010-019	2010-020	2010-021	2010-022	2010-023	2010-024
COPPER	ORDER NO.		VEC-16	VEC-17	VEC-18	VEC-19	VEC-20	VEC-21	VEC-22	VEC-23	VEC-24	VEC-25	VEC-26	VEC-27
	CODE NO.		2010-042	2010-043	2010-044	2010-045	2010-046	2010-047	2010-048	2010-049	2010-050	2010-051	2010-052	2010-053

SUPER 8 STYLE HOLE COPPER & BRASS PIPE ELECTRODE

MATERIAL		HOLE DIA.	0.6	0.7	0.8	0.9	1.0	1.1	1.2	1.3	1.4	1.5
	ORDER NO.		VES-06	VES-07	VES-08	VES-09	VES-10	VES-11	VES-12	VES-13	VES-14	VES-15
	CODE NO.		2010-060	2010-061	2010-062	2010-063	2010-064	2010-065	2010-066	2010-067	2010-068	2010-069

MATERIAL		HOLE DIA.	1.6	1.7	1.8	1.9	2.0	2.1	2.2	2.3	2.4	2.5
	ORDER NO.		VES-16	VES-17	VES-18	VES-19	VES-20	VES-21	VES-22	VES-23	VES-24	VES-25
	CODE NO.		2010-070	2010-071	2010-072	2010-073	2010-074	2010-075	2010-076	2010-077	2010-078	2010-079



EDM Filter For EDM (Oil)

Unit:mm



ORDER NO.	OUTER DIA.	INNER DIA.	LENGTH	SUITABLE MODELS	WEIGHT (kg)	CODE NO.
NH-01	150	72	450	SEIBU.JAPAX.SODICK. AMADA	0.9	2011-001
NH-09	150	33	360	CHARMILLES.AGIE.MITSUBISHI	0.7	2011-002
NH-09S	150	91	309		0.5	2011-003
NH-600L	150	26	600	WITH STEEL NET	1.2	2011-004

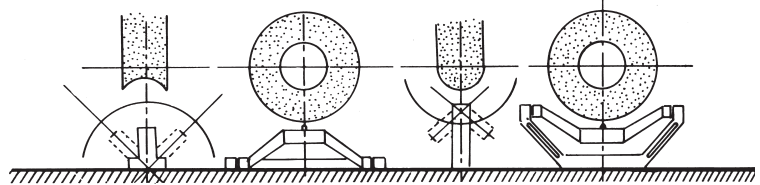


Tangimatic Dresser

ORDER NO.V-TDA CODE NO.2012-001 WEIGHT : 6.8 kg



The dresser can be dressing any concave or convex of grinding wheel
Convex R:0-90R(mm)
Concave R:0-40R(mm)
Max. wheel DIA.:8" (200mm)



Tangimatic Dresser Handy Type

ORDER NO.V-TDH CODE NO.2012-002 WEIGHT : 4.5 kg



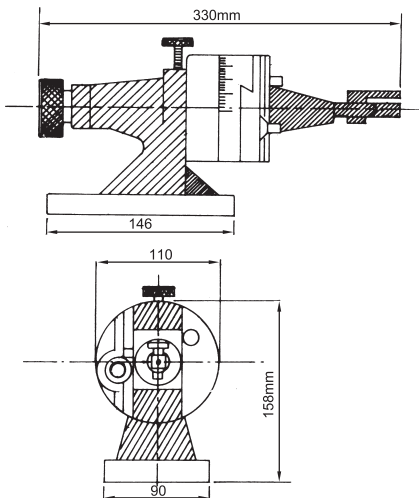
The dresser can be dressing any concave or convex of grinding wheel
Convex R:0-90R(mm)
Concave R:0-40R(mm)



Radius And Angle Dresser

ORDER NO.V-TDB
CODE NO.2012-010

Convex dressing range: 0.8R-40R
Concave dressing range: 0-40R
Max. wheel dressing diameter: 250mm
Max. wheel extending diameter: 375mm

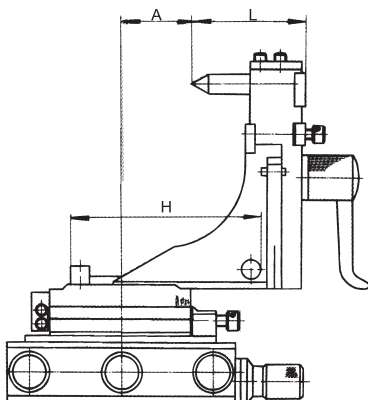

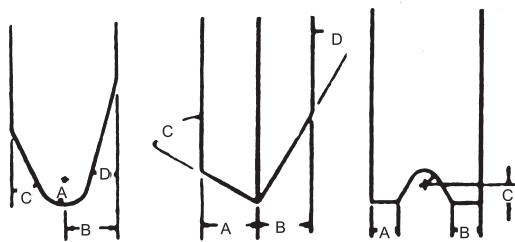
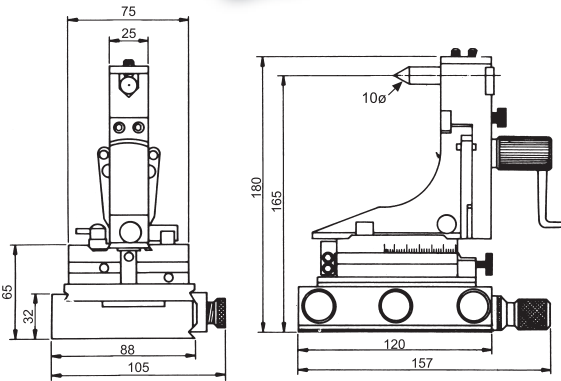



- Positive setting of the diamond to absolute center with the special gage included with the dresser.
- Simple, fast, accurate radius setting; no height gage or other set-up aids required. Radius is set on the ginder by measuring over the two pins or by inserting a gage block, as shown, for direct reading. Inside or outside radius is determined simply by sliding the dowel pin to the right for concave and to the left for convex.
- 4x90° graduation in full 360° circle. 6 Minute vernier reading. Chrome plated.
- One push-pull type knob for radius and angle control and for safer and faster operations.
- ACCURACY. Exteremely close tolerances are held in the manufacture of this tool, assured by hardening and precision grinding of all critical parts. Ways are chrome hardened.
- ECONOMY. Set-up and dressing time reduced to a bare mioimum due to simplicity.
- N.W.: 10.5kg



Universal Wheel Dresser

ORDER NO.V-TDC CODE NO.2012-020
WEIGHT : 6 kg



The wheel dresser that dresses two angles tangent to a radius in one continuous motion with .0001 0.002/m accuracy.

The wheel dresser with a micrometer feed-1³/₁₆"(38mm) travel.

SIMPLE-ELIMINATES HEIGHLY SKILLED OPERATORS

Fluidmotion means YOU CAN dress two angles tangent to a radius in one continuous motion-with only one setting. The diamond automatically returns to center position after dressing angles. Thus even a beginner can dress complex forms quickly and accurately.

ELIMINATES ELABORATE SETUPS

No need to pre-set diamond, or use any other tool except a micrometer and a simple hex wrench. No Gage block-Master Gage setting-Jo Block-Parallel Bar-Surface Plate-Height Gage-Dial Indicator. No movement of dovetails necessary to form angles. The angle is dressed by continuing to push handle in both directions after radius is formed. No need to use Gibs & V-Ways other than positioning surfaces.

ACCURATE-RAPID, REPAT FORM-DRESSING

Fluidmotion generates clean, precise wheel profiles entirely free of chatter marks. Without fluidmotion a perfect blend of angles and radius is improbable.

PRECISE SHARP CONTOURS-concave or convex, at a full 180 degrees, are obtained consistently with (GUARANTEED) 0.001" accuracy.

CONVEX RANGE-OR-76.2R

CONCAVE RANGE-0.8R-88.9R

ACCURATE...FLUIDMOTION...PRECISE...

HOLD INTERSECTING ANGLES 12 to 15 seconds. This is accomplished by operating upright and handle. Setting up two angles requires 10 seconds. Setting two angles and radius requires less than 3 minutes.

THE MOST DURABLE DRESSER AVAILABLE

Manufactured from hardened, ground and lapped alloy steels.

No wear surfaces. Swivels on sealed bearings.

This form tangent in one setting-two angles-two radii-one flat.

Concave and convex forms in one setting with flat between radii are possible with special stops on our standard "Fluidmotion" series radii and angle wheel dressers.

Angles may be different. Radii must be the same size. Length of flat is controlled by stops set on cross feed of machine table. Ask for prices on special stops before purchasing a Fluidmotion wheel dresser.

Calculation Method

To dress convex arc surface: $H=L + R$

To dress concave arc surface: $H=L +(-R)$

H: Distance between outer generating lines of two locating pins.

R: Radius of the arc surface to be dressed

L: Distance from tip of diamond cutter to base plate



Precision Duplex Dresser



ORDER NO. V-TDF
CODE NO. 2012-030
WEIGHT : 3.2 kg

FEATURES

PRECISION DUPLEX DRESSER is designed to simultaneously dress both sides of a grinding wheel, precisely and without deformation. It is useful for the thinning of grinding wheels or the dressing of thin wheels. manufactured of tool steel and hardened throughout to HRC 60 for life time use.

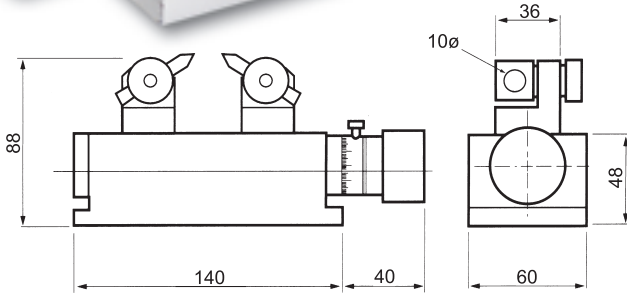
Specifications:

Maxi width of wheel.....40mm(1-9/16")

Maxi dressing depth.....40mm(1-9/16")

Mini dressing width.....0.2mm(0.0079")


Graduation.....0.02mm(0.0001")



Max.thickness	Min.	Max.	Min.
40mm	0.2mm	40mm	0.02mm/div

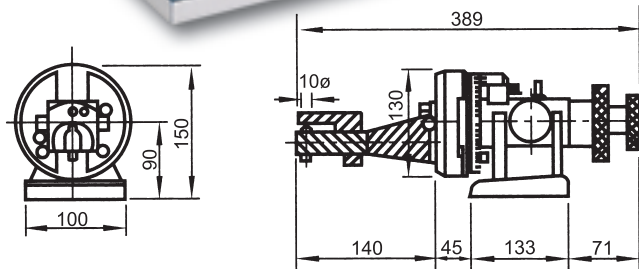


Radius And Angle Dresser



ORDER NO. V-TDG
CODE NO. 2012-040
WEIGHT : 10 kg

- .6 minute vernier reading.
- .5/1-2" longx6-1/2" high.
- .Dual purpose knob for drum & angle movement.
- .Stop for concave and convex radii.
- .Comes with setting gage for diamond tool.




Specifications:	
Max. wheel diameter, standard.....	11"
Concave cadius with standard diamonds.....	0-2 ¹ / ₄ "
Concave cadius with rta-tail diamonds.....	0-2 ¹ / ₄ "
Concave cadius.....	0-4"
Tangent travel in either direction.....	1.950"
Center line.....	3.4"

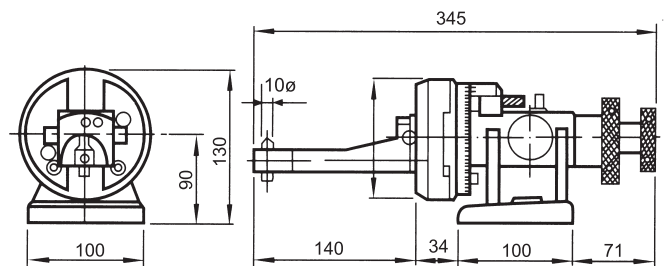


Radius And Angle Dresser

ORDER NO. V-TDE
CODE NO. 2012-050



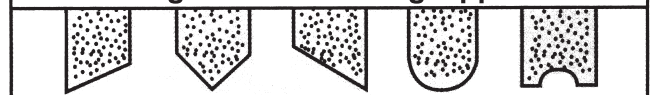
N.W.9Kg



Features

- No height gauge or set-up aids required.
- Radius is set on the grinder by measuring over the two pins or by inserting a gauge block for direct reading.
- Concave radius or Convex radius is determined by using either the left or right hand pins.

Grinding wheel dressing application



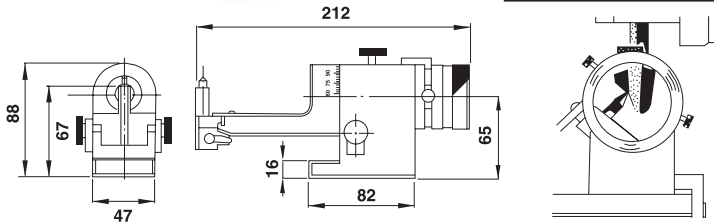
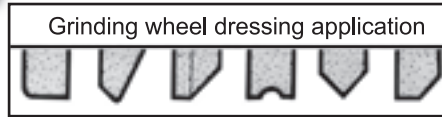


Optical Radius Angle Dresser



ORDER NO.	V-TDT
CODE NO.	2012-060
WEIGHT	4.2 kg

Visit Universal Wheel Dresser Adoptable on Surface grinder and universal tool grinder for dressing grinding wheel into various cross sections of flat or curved shapes. By "SIGHTING" the diamond point through the lens, radil and angetes can easily be made perfectly tangent-Visually-Even with dla. monds. Likewise radil can be blended together with most unbelievable accuracy.




Features

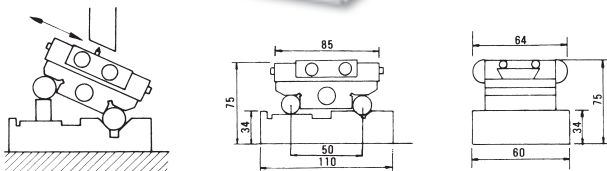
- Center height.....65mm
- Max wheel diameter.....200mm
- Max convex radius.....10mm
- Max concave radius.....25.4mm
- Dressing angle.....95°-0°-95°
- Tangential travel.....Appo x 22.5mm



Matco Sine Dresser



- This fine precision-made unit dresses grinding wheels to any angle from 0°-60°degrees with new smoothness and accuracy.
- The cross feed up to 50mm, center distance 0.01mm, Sine angle absolutely accurate.
- N.W.3kg



SPECIFICATION

Unit:mm

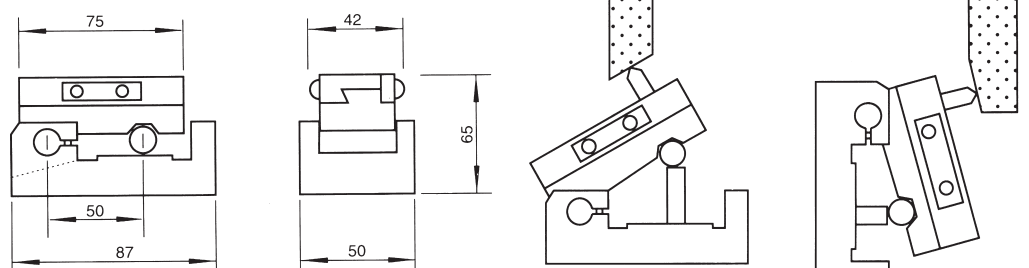
ORDER NO.	BLOCK CENTER DISTANCE	CENTER TOLERANCE	MAX. CROSS FEED	CODE NO.
VP-50	50	± 0.01	50	2012-070



Matco Sine Dresser

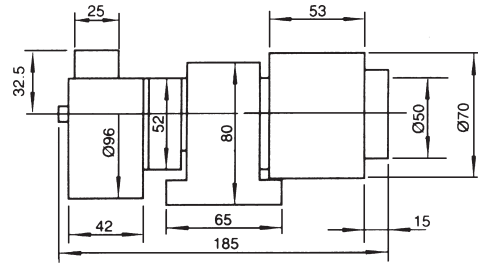
ORDER NO.	V-50D
CODE NO.	2012-080
WEIGHT	1.5 kg

This fine precision-made unit dresses grinding wheels to any angle from 0°-60°degrees with new smoothness and accuracy. The cross feed up to 50mm, center distance 0.01mm, Sine angle absolutely accurate.





Diamond Wheel Dresser

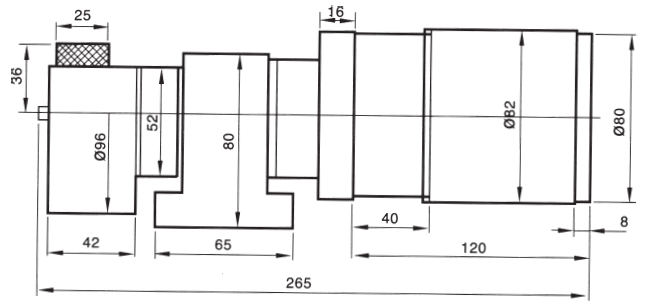


This device is suitably used for Diamond Grinding wheel. The surface is treated with blaze-dried lacquer. Axis part is fixed with shaft bearing and can be rotated in high speed & with great precision.

ORDER NO. V-TDD
CODE NO. 2012-090
WEIGHT : 4 kg



Motor Type CBN Flat Wheel Dresser



SAND WHEEL SIZE: ϕ 75x25x12.7 ϕ WA80

Unit:mm

N.W. 5.5Kg

ORDER NO.	VOLTAGE	RPM	CODE NO.
V-TDM-1	110V	129	2012-100
V-TDM-2	220V	108	2012-101

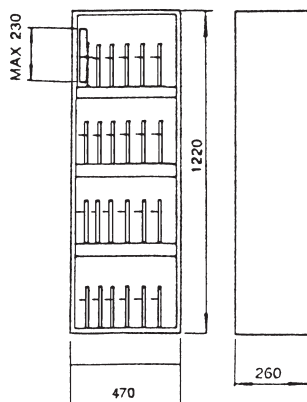
5.5KGS, SINGLE PHASE

0.07HP

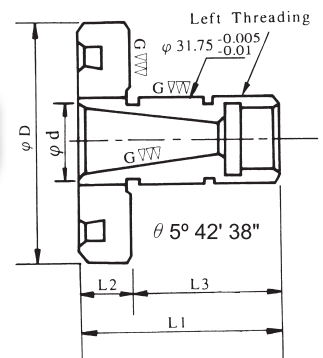


Wheel Hanger

ORDER NO. VWH-24
CODE NO. 2013-001
WEIGHT : 24 kg



Grinding Wheel Flange



Unit:mm

ORDER NO.	ϕ D	ϕ d	L1	L2	L3	Remarks	WEIGHT	CODE NO.
FKT-250	78	25.7+0 -0.05	40	13	27	KENT PROTH	1.2 kg	2013-010
FTA-350	75	25.4+0 -0.05	49	15	34	TA TUNG	1.2 kg	2013-011



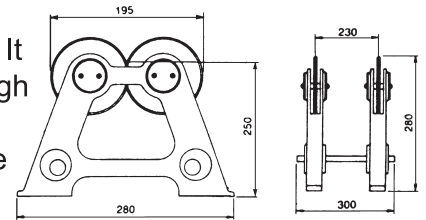
Wheel Ballancing Stand



ORDER NO. WBS-300
CODE NO. 2014-001

MAX.WHEEL DIAMETER ALLOWED
Ø 400mm

The stand is specifically designed for accuracy and longer life for grinding. It is finished with cast iron and fine through hardened to HRC55°, each one have match with parallel instruments, and the precision in 0.01mm. N.W.: 16.5kg

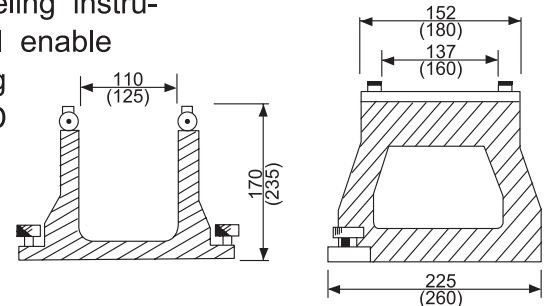


Level Ballancing Stand



ORDER NO. LBS-100, LBS-350
CODE NO. 2014-010, 2014-011

This machine encloses minute leveling instrument. The adjustment of horizontal enable rapidly and accurately. N.W. : 7.5kg
MAX.WHEEL DIAMETER ALLOWED
Ø200mm, Ø350mm

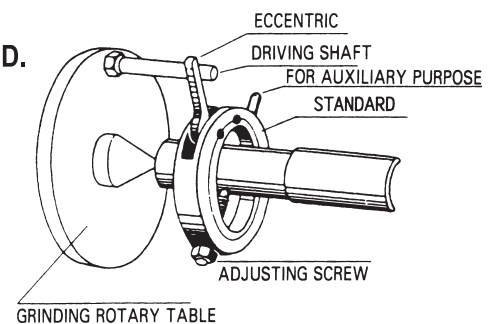
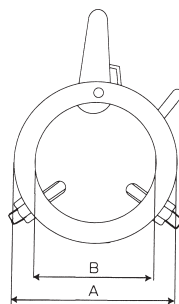


Driving Carrier



FEATURES:

- (1)SUITABLE FOR GRINDING OF SHAFTS.
- (2)EASY ATTACH AND DETACH BY ONE HAND.



ORDER NO.	CAPA CITY	A	B	WEIGHT (kg)	CODE NO.
VDC-13	Ø 6 ~ Ø14	36	18	0.06	2014 - 020
VDC-22	Ø13 ~ Ø24	48	28	0.1	2014 - 021
VDC-30	Ø20 ~ Ø33	58	38	0.13	2014 - 022
VDC-40	Ø31 ~ Ø42	68	48	0.16	2014 - 023
VDC-50	Ø36 ~ Ø50	78	58	0.19	2014 - 024
VDC-60	Ø40 ~ Ø62	89	68	0.22	2014 - 025
VDC-80	Ø60 ~ Ø80	119	88	0.48	2014 - 026
VDC-100	Ø80 ~ Ø100	140	109	0.56	2014 - 027

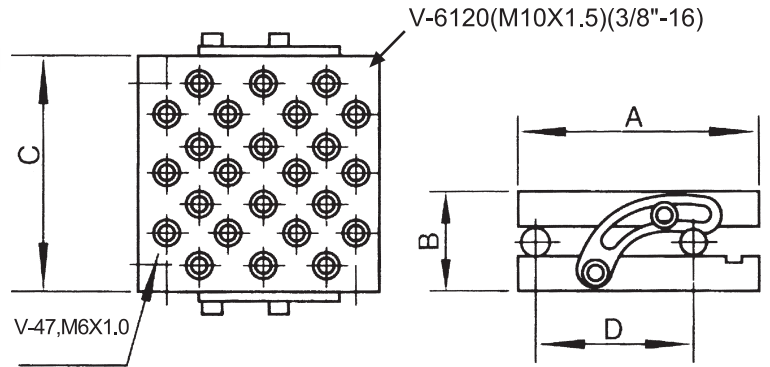


Sine Plates



According to the principles of SINE, angle grinding can be done well. High precision of parallelism within 0.002mm and squareness within 0.005 mm. Setup and dressing time reduced to a bare minimum due to simplicity.(ANGLE 0° - 46°)

- Made of quality steel, hardened to HRC 55° - 56°
- Two hardened and ground side rails and one.
- Locking strap included.



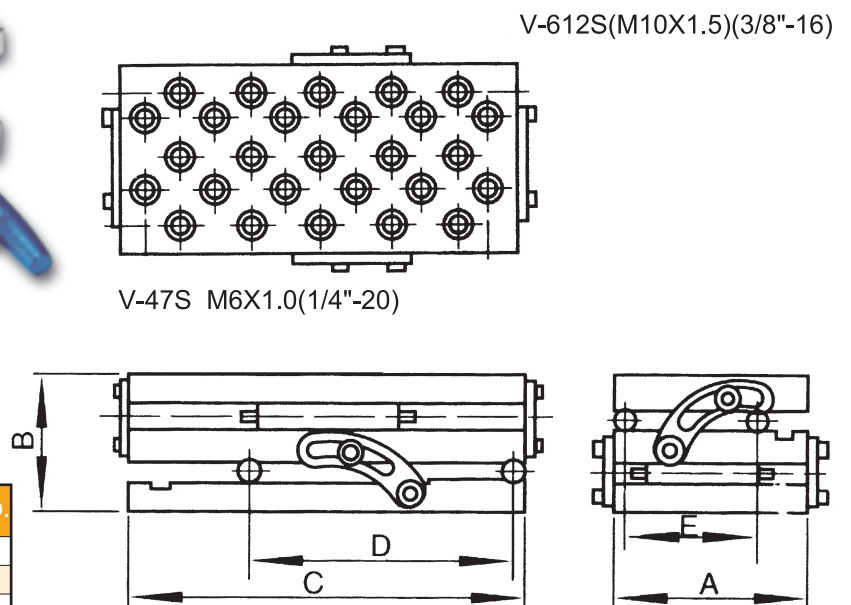
ORDER NO. V-47, V-66, V-6120

ORDER NO.	A	B	C	D	N.W	CODE NO.
V-47	100	62	175	75	6.5kg	2015-001
V-66	150	62	150	100	8kg	2015-002
V-6120	150	62	300	200	16kg	2015-003



Compound Sine Plate

Made of quality steel, hardened to HRC 55°-62°, 0°, 60° capacity.
 Minute angle step 0.2 built into the front gauge block roll eliminates steps in base plate.
 Two end rails and one locking strap included
 Tapped holes in top.
 Center distance of tools with 0.005mm(0.0001")V-612S within 0.008mm(0.0003")



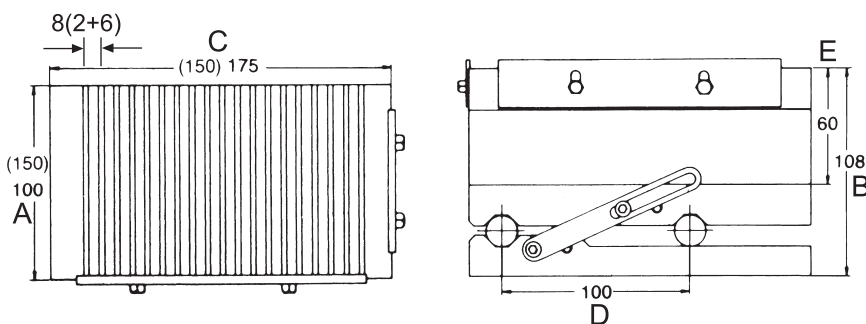
ORDER NO. V-47S, V-66S, V-612S

ORDER NO.	A	B	C	D	E	N.W	CODE NO.
V-47S	100	100	175	125	75	9.5kg	2015-010
V-66S	150	100	150	100	100	12.5kg	2015-011
V-612S	150	100	300	100	100	23.5kg	2015-012



Magnetic Sine Plate

ORDER NO. V-47M, V-66M, V-612M

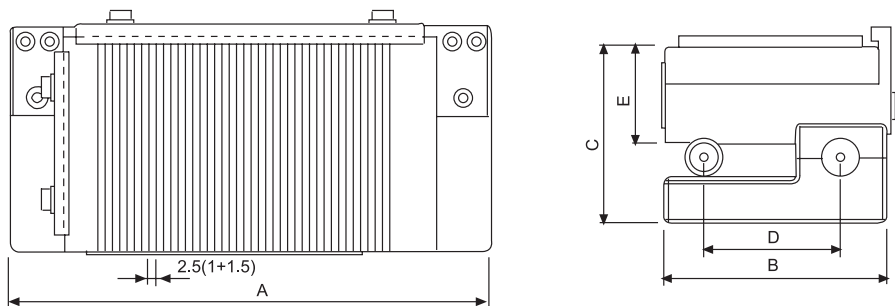



ORDER NO.	A	B	C	D	E	ANGLE	N.W	CODE NO.
V-47M	100	108	175	100	60	0°~55°	15	2015-020
V-66M	150	108	150	100	60	0°~55°	17	2015-021
V-612M	150	108	300	100	60	0°~55°	15	2015-022

MAGNETIC SINE PLATES with a permanent magnetic, never lose its strong power by press down a screw based on the plate and regain the original after work.



Magnetic Sine Plate With Fine Pole

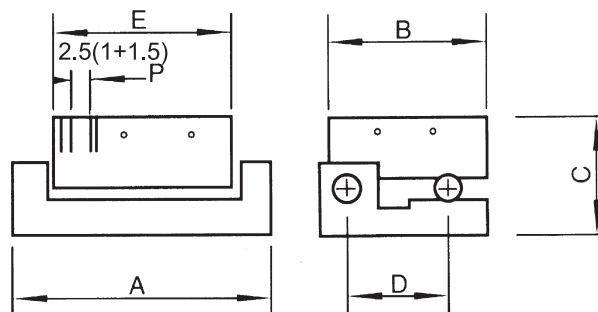



ORDER NO.	A	B	C	D	E	P	ANGLE	N.W	CODE NO.
V-47MF	225	102	87	75	47	2.5 (1+1.5)	0°~60°	11.5kg	2015-030
V-66MF	200	152	87	100	47			14.8kg	2015-031
V-612MF	350	152	87	100	47			28kg	2015-032

Permanent magnetic chuck. Removable handle for positive on/off control, side rails, end rails all included. All have 200 minute angle steps with 0.005mm(0.0002") tolerance in squareness, parallelism and roll center distances. The chuck of pole is 1+1.5



Sine Plate With Fine Pole Magnetic Chuck

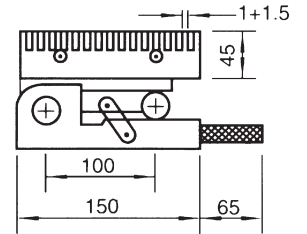
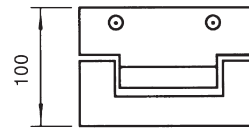
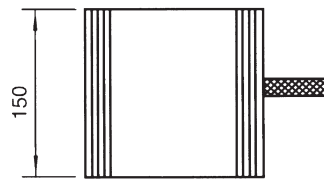


ORDER NO.	A	B	C	D	E	P	ANGLE	N.W	CODE NO.
V-47MFP	225	100	82	75	175	2.5 (1+1.5)	0°~60°	11.5	2015-040
V-66MFP	200	150	82	100	150			13	2015-041
V-612MFP	350	150	87	100	300			26.5	2015-042

Special feature with magnetic chuck:
A.Can fix tiny parts firmly on the chuck which pitch is only 1.5mm.
B.Easy operation for adjusting angle thickness and light weight.
C.The chuck of pole is 1+1.5



Adjustment Sine Plate With Fine Pole Magnetic Chuck



WEIGHT : 15 kg

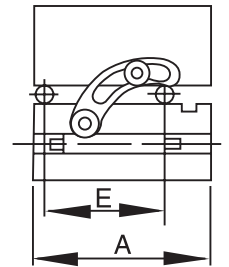
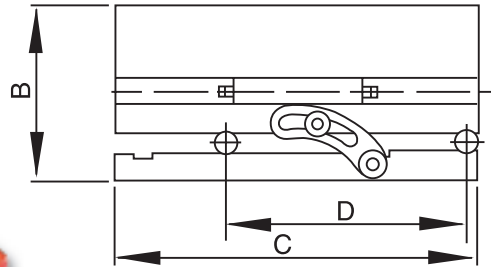
The sine plate with magnetic chuck is with high accuracy and stability. From 0° to 60° can be used for angle, the precision is within 0.003m/m.

ORDER NO. V-66SA

CODE NO. 2015-050



Double Way Sine Plate With Permanent Magnetic Chuck



m

FEATURES

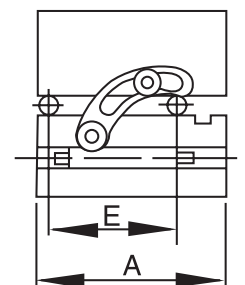
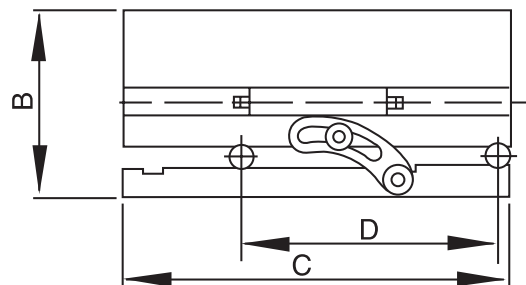
1. Double way sine plate, can be grind two way angle at same time.
2. Constructed of hardened alloy tool steel.
3. Precise angle setting is obtained with gauge block.
4. This device provides positive locking at any angle without distortion.
5. A positive locking device is mounted on the base.

Unit:mm

ORDER NO.	A	B	C	D	E	P1	P2	ANGLE	N.W	CODE NO.
V-47MS	100	142	175	100	75	6.5 (1.5+5)	7.5 (1.5+6)	0°-60°	14kg	2015-060
V-66MS	150	142	150	100	100				19kg	2015-061
V-612MS	150	142	300	200	100				37kg	2015-062



Double Way Sine Plate With Fine Pole Magnetic Chuck



m

FEATURES

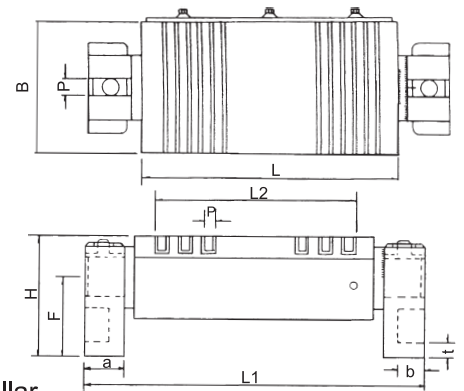

1. Double way sine plate, can be grind two way angle at same time.
2. Special feature with micropitch magnetic chuck, can fix tiny parts firmly on the chuck.
3. Constructed of hardened alloy tool steel.
4. Precise angle setting is obtained with gauge block.
5. This device provides positive locking at any angle without distortion.
6. A positive locking device is mounted on the base.

Unit:mm

ORDER NO.	A	B	C	D	E	P	ANGLE	N.W	CODE NO.
V-47MSF	100	122	175	100	75	2.5 (1+1.5)	0°-60°	14kg	2015-070
V-66MSF	150	122	150	100	100			18.5kg	2015-071
V-612MSF	150	122	300	200	100			37kg	2015-072



Rotary Permanent Magnetic Plate



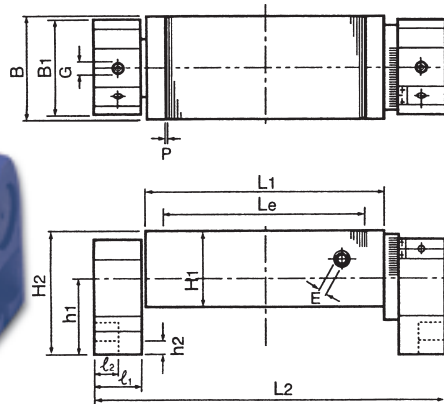
• Can grind the (0°-90°) angled work-piece, could be easily set by graduated collar.

ORDER NO.	SIZE	OPERATION PLANE			POLE GAP P	ROTARY SEAT PLANE						HEIGHT H	WEIGHT KG	CODE NO.
		B	L	L2		a	b	t	F	L1	d			
VLU-510 B	125 X 250	125	250	191	8.5	50	35	17	96	380	16	150	26	2015-080
VLU-612 B	150 X 300	150	300	245	(2.5+6)	50	35	17	96	430	16	150	36	2015-081

Unit:mm



Rotary Fine Pole Permanent Magnetic Plate



APPLICATION

Suitable for (0°-90°) angle grinding on grinder.

FEATURES


1. Rotary shaft with graduation makes it easy to grind at any angle.
2. Integrated molding of machine body and rotary spindle.
3. unchanged surface accuracy during ON/OFF changeover.
4. Design for distance between both magnets enables machining of various unconfirm in thickness & sizes.

Unit:mm

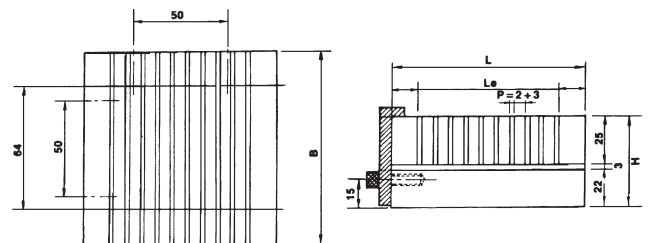
ORDER NO.	Nominal Dimension	Chuck Dimension				POLE GAP P	Length L2	Rotary Base					HEIGHT H2	WEIGHT (kg)	CODE NO.	
		B	L1	Le	H1			B	l1	l2	G	h1				h2
VLU-407BF	100 X 175	100	175	125	78	2 (1 + 1.5)	293	100	50	25	16	103	50	145	17.5	2015-090
VLU-510BF	125 X 250	125	250	200			368								24.5	2015-091
VLU-612BF	150 X 300	150	300	246			418								27.2	2015-092
VLU-614BF	150 X 350	150	350	296			468								30.4	2015-093
VLU-618BF	150 X 450	150	450	396			568								35.4	2015-094



Hi-Power Mini Type Permanent Magnetic Plate



NEW



APPLICATION

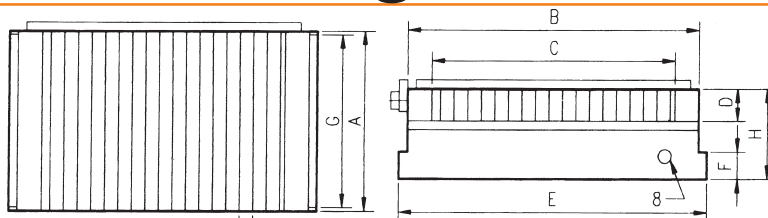

This chuck is designed for objects with weaker magnetic force. This chuck can be placed in the plate of large permanent magnetic chuck or electro-magnetic chuck for attraction or attachment.

Unit:mm

ORDER NO.	DIMENSION	CHUCKING SIZE			POLE PITCH P	HEIGHT H	HEIGHT	WEIGHT	CODE NO.
		B	L	Le					
VG-404H	100 X 100	100	100	72	5(2+3)	50	□50X25t TEST	3.9kg	2015-100
VG-407H	100 X 180	100	180	152	5(2+3)	50	BLOCK (TUNSTEN)	7.1kg	2015-101
VG-410H	100 X 250	100	250	222	5(2+3)	50	210N(21kgf)	10kg	2015-102



Angular Permanent Magnetic Plate



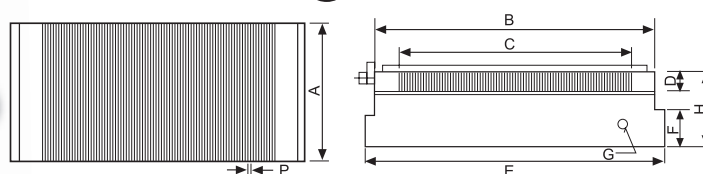
- Permanent magnetic force.
- Operation plane, specially treated, nondeformation and high precision. Unit:mm

650 GAUSS

ORDER NO.	SIZE	CHUCKING SIZE				POLE GAP	CHUCK MOUNTING FACE				SWITCH TYPE	HEIGHT H	WEIGHT KG	CODE NO.
		A	B	C	D		P	G	E	F				
VG-407	100 X 175	100	175	146	20	8(2+6)	100	187	15	LIVING HEXAGON SOCKET SCREW KEYS	50	7	2015-110	
VG-510	125 X 250	125	250	206			125	262				12	2015-111	
VG-612	150 X 300	150	300	256			150	318				18	2015-112	
VG-614	150 X 350		350	306			150	368				21	2015-113	
VG-618	150 X 450	450	406	150			468	27				2015-114		
VG-816	200 X 400	200	400	356			200	418				31	2015-115	
VG-818	200 X 450		450	406			200	468				35	2015-116	
VG-820	200 X 500		500	456			200	518				39	2015-117	
VG-1020	250 X 500	250	500	456			250	518				48	2015-119	
VG-606	150 X 150	150	150	116			150	162				9	2015-121	



Middle pitch Permanent Magnetic Chuck



Unit:mm

APPLICATION

New type of thin chuck, in 50mm thickness, for grinding and electrodischarging works, for thin plate or small works, in wide range of applications, it features a wide effective magnetic area on the chucking face.

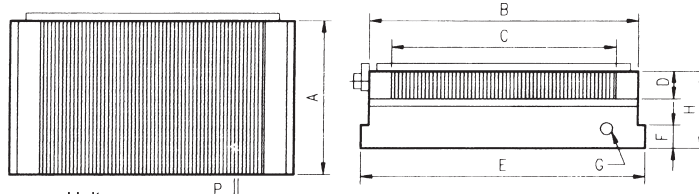
FEATURES

- Thin and light to meet versatile applications.
- Fine-pitched magnetic poles, on this model, make it ideally suitable for small and thin works.
- Hexagonal wrench key is used for the magnetic ON/OFF changeover handle. It is inserted through the side easily removed and operates quite lightly.
- The chuck surface has a wider effective magnetic area than other chucks of similar type.

ORDER NO.	DIMENSION	CHUCKING SIZE				POLE PITCH	CHUCK MOUNTING FACE			HEIGHT H	HEXAGONAL HANDLE HOLE G	WEIGHT N.W.	CODE NO.
		A	B	C	D		A	E	F				
VGF-1018B	100x175	100	175	146	18	5(1+4)	100	185	15	50	8	7kg	2015-160
VGF-1515B	150x150	150	150	116	18	5(1+4)	150	162	15	50	8	9kg	2015-161
VGF-1530B	150x300	150	300	256	18	5(1+4)	150	318	15	50	8	18kg	2015-162
VGF-1535B	150x350	150	350	306	18	5(1+4)	150	368	15	50	8	21kg	2015-163
VGF-1545B	150x450	150	450	406	18	5(1+4)	150	468	15	50	8	27kg	2015-164
VGF-2040B	200x400	200	400	356	18	5(1+4)	200	416	15	50	8	31kg	2015-165
VGF--2045B	200x450	200	450	406	18	5(1+4)	200	416		50	8	35kg	2015-166
VGF-1018BS	100x175	100	175	146	18	5(1+4)	100	175		50	8	7kg	2015-167
VGF-1515BS	150x150	150	150	121	18	5(1+4)	150	150		50	8	9kg	2015-168
VGF-1530BS	150x300	150	300	256	18	5(1+4)	150	300		50	8	18kg	2015-169



Fine Pole Magnetic Plate



Unit:mm

FEATURES

- * Thin and light weight to meet versatile applications.
- * Fine-pitched magnetic poles on this micropitch model. Make it ideally suitable for small and thin works.
- * Hexagonal wrench key is used for the magnetic ON/OFF changeover handle. It is inserted through the side, easily removed and operates quite lightly.
- * The chuck surface has a wider effective magnetic area than other chuck of similar type.

ORDER NO.	SIZE	CHUCKING FACE				POLE PITCH	CHUCK MOUNTING FACE			HEIGHT H	WEIGHT KG	CODE NO.
		A	B	C	D		A	E	F			
VRTW-1018A	100 X 175	100	175	146	18	2.5 (1+1.5)	100	185	15	50	7	2015-130
VRTW-1515A	150 X 150	150	150	116			150	162	15		9	2015-131
VRTW-1530A	150 X 300	150	300	256			150	318	15		18	2015-132
VRTW-1535A	150 X 350	150	350	306			150	368	15		21	2015-133
VRTW-1545A	150 X 450	150	450	406			150	468	15		27	2015-135
VRTW-2040A	200 X 400	200	400	356			200	416	15		31	2015-137
VRTW-2045A	200 X 450	200	450	406			200	416	15		35	2015-138
VRTW-1018S	100 X 175	100	175	146			100	175	—		7	2015-139
VRTW-1515S	150 X 150	150	150	121			150	150	—		9	2015-140
VRTW-1530S	150 X 300	150	300	256			150	300	—		18	2015-141
VRTW-1325S	125 X 250	125	250	206	20	125	250	15	12	2015-142		



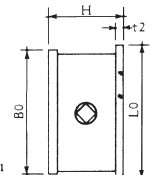
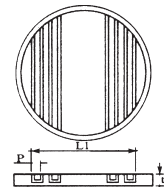
Round Type Magnetic Plate

ORDER NO.VGD TYPE

Magnetic field intensity: Higher than 650 gauss

APPLICATION

Suitable for light cutting and grinding on lathe, grinder, EDM and the Rotary Table.



Unit:mm

ORDER NO.	FACE PLATE			BOTTOM PLATE		POLE PITCH	HEIGHT	WEIGHT	CODE NO.
	B0	t1	L1	t2	L0	P	H	KG	
VGD-06	150	21	101	18	200	9 (2+7)	78	9	2015-150
VGD-08	200		137		200			14	2015-151
VGD-10	250		191		250			24	2015-152
VGD-12	300		227		305			30	2015-153



Vacuum Chuck



Vacuum Chuck is used the compressor to clamp at products.

※In the past time vacuum chuck always used pump to work, But our Vacuum Chuck works throught compressor only.

1.without pump

- A.this product adopts vacuum ejector. only through compressor can work.
- B.even machine had inhaled cooling oil. cooling water or rubbish etc. Vacuum Chuck also can exclude them.
- C.Vacuum Chuck had improved many times and machine to simplify. So less breakdown and easy to maintain.

2.for available all process products

- A.word well for up layer process. side process. grinding. also easy to drill work.

3.at will to adjust size

- A.according to size of process prodrcnts to change assemble and adjust machine.
- B.according to process products size to place station.

4.place of key trough and workstopper

- A.vacuum chuck of bottom install key trough. so can get exact parallel angle and vertical angle.
- B.vacuum chuck of side install two works stoppers, prevent from momentum.

5.following are suitable for clamping process

- A.light metal,hard metal, iron board etc.
- B.plastic products, ceramics, glass. alminum stainless wood. stone materials etc. All un-magnetic products and un-ventilation smooth products.
- C.products of small shape, smooth and complicated process.
- D.products of outside need full processing but no one can clamp.
- E.products of traditional process will cause scar crooked. curved.
- F.products of supper thin can't clamp.
- G.products of smooth but irregular shape.

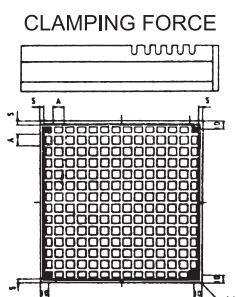
6.major assembly machine end using way

- A.use semi-automatic fraise proecess.
- B.use fraise or C fraise to process of cover and side.
- C.use sculpture machine to make word or precise process.
- D.group secondary machine to process.

7.crisis

- A.vacuum chuck use vacuum press to clamp products and to process.
 - F= $A \times P / 700$ F(kg) A=Inhale area(cm²) P=(mmHg)
- B.Vacuum press and size of area.
- C.air supply should keep steady.
- D.Before process products should clean.
- E.seal condition and density whether excellent.
- F.the clamping area and ventilation.
- G.warmth, humidity and curved condition of products


ORDER NO.	WIDTH	LENGTH	LENGTH + CLAMPL	l / min	l / min	GW.	CODE NO.
VVC-1515	150	150	180	45	31.2	9.2	2015-200
VVC-1530	150	300	330	45	31.2	13.7	2015-201
VVC-3030	300	300	330	45	31.2	23.4	2015-202
VVC-3045	300	450	480	45	31.2	37	2015-203
VVC-3060	300	600	630	45	31.2	48.6	2015-204
VVC-3075	300	750	780	113	203	50.4	2015-205
VVC-2020	200	200	230	45	31.2	12.1	2015-206
VVC-2040	200	400	430	45	31.2	22.2	2015-207
VVC-4040	400	400	430	45	31.2	42.5	2015-208
VVC-4060	400	600	630	113	203	62.7	2015-209
VVC-4080	400	800	830	113	203	72.9	2015-210
VVC-40100	400	1000	1030	113	203	103.1	2015-211
VVC-2525	250	250	280	45	31.2	16.4	2015-212
VVC-2550	250	500	530	45	31.2	30.6	2015-213
VVC-5050	500	500	530	113	203	59.2	2015-214
VVC-5075	500	750	780	113	203	87.8	2015-215
VVC-50100	500	1000	1030	113	203	116.4	2015-216
VVC-50125	500	1250	1280	113	203	145	2015-217
VVC-6060	600	600	630	113	203	78.6	2015-218
VVC-6090	600	900	930	113	203	116.4	2015-219



- PARALLELISM 0.01mm
- Material : S55C
- Product : GROUNDED
- Character : airblow circuit to conceal
- Plate : HEAT TREMENT
- Auxiliary parts : silicone 4Øx2m


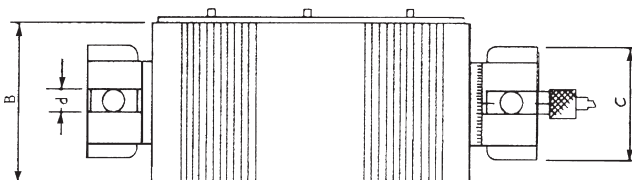


Rotary Electro Magnetic Plate


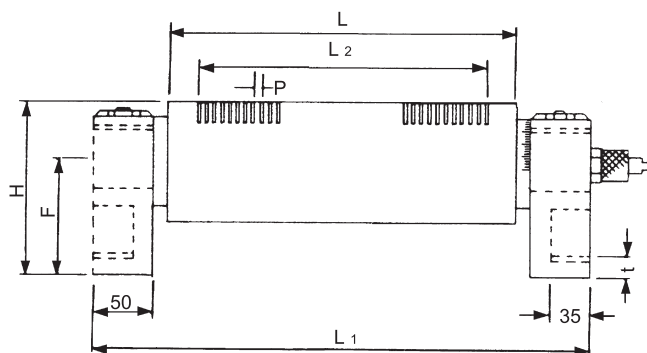


VLW-B STANDARD TYPE

ALL ELECTRO MAGNETIC PLATE ARE NEED THE CHUCK CONTROLLER VCC-



VLW-F FINE POLE TYPE



VLW-S SUPER FINE POLE

APPLICATION

Suitable for angle grinding on grinder and operation of cutter finishing machine.

FEATURES

- Easy to set rotary angle (0°-90°)
- Water-resistant treatment and FRP coil holder provide excellent insulation.
- Tiny gap ensures dense magnetic field.
Able to grind small and thin workpiece with angle.
- Special sizes are available upon request.

STANDARD TYPE & FINE POLE TYPE

Unit:mm

ORDER NO.	DIMENSION	FACE PLATE			POLE PITCH P	ROTARY SEAT PLATE				VOLTAGE (DC)	CURRENT	HEIGHT H	WEIGHT KG	CODE NO.
		B	L	L2		d	C	F	L1					
VLW-510B	125 X 250	125	250	190	15 (3+12)	16	100	96	380	90V	0.35A	150	34	2015-301
VLW-612B	150 X 300	150	300	240					430		0.45A		43	2015-302
VLW-510F	125 X 250	125	250	190	4 (1+3)	16	100	96	380	90V	0.35A	150	34	2015-303
VLW-612F	150 X 300	150	300	240					430		0.45A		43	2015-304
VLW-510S	125 X 250	125	250	190	2 (1+1)	16	100	96	380	90V	0.35A	150	34	2015-305
VLW-612S	150 X 300	150	300	240					430		0.45A		43	2015-306

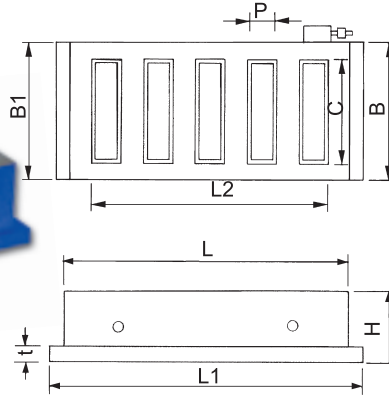


Angle Style Electro-Magnetic Plate

MILLING M/C TYPE



1200 GAUSS



APPLICATION

Suitable for heavy cutting on milling machine, drilling machine and planer.

FEATURES

- The concentrated magnetic field provides super attraction capability.
- Special pitch design is available according to special shape of workpiece.
- The attraction surface size can be designed to be a monoblock assembly or multiblock combination depending on customers' request.
- Voltage can be supplied upon request for special height.


- Must be work with VCC-805A CHUCK CONTROL.
- High magnetic force, suitable for heavy duty cutting.
- Suitable for milling machine or shaper, can be clamped without vise.

Unit:mm

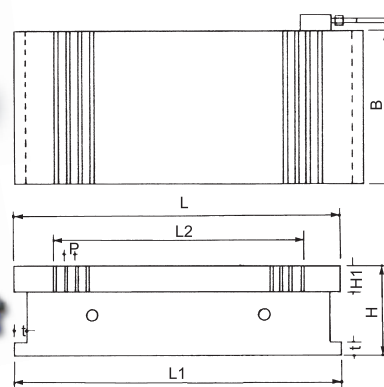
ORDER NO.	SIZE	OPERATION PLATE				POLE GAP	FIXED PLANE		HEIGHT H	WEIGHT KG	CODE NO.
		B	L	C	L2	P	B	L1			
VEA-816	200x400	200	400	172	340	26(6+20)	200	450	108	56	2015-310
VEA-820	200x500	200	500	172	440	23(6+17)	200	550	108	70	2015-311
VEA-1020	250x500	250	500	216	440	23(6+17)	250	550	108	90	2015-312
VEA-1224	300x600	300	600	266	540	23(6+17)	300	650	108	118	2015-313
VEA-1632	400x800	400	800	360	740	32(8+24)	400	850	115	236	2015-314
VEA-1640	400x1000	400	1000	360	930	35(8+27)	400	1050	115	308	2015-315
VEA-2040	500x1000	500	1000	455	930	35(8+27)	500	1050	115	385	2015-318
VEA-2060	500x1500	500	1500	455	1440	36.5(8+28.5)	500	1550	120	603	2015-319



Electro-Magnetic Plate



450 GAUSS



APPLICATION

Suitable for light grinding and light cutting on grinder and double housing grinder.etc.

FEATURES

- Plate is made under special soldering treatment to secure perfect soldering joint.
- The body is a mono iron plate with line groove to prevent the water leakage and transformation.
- Multi-insulated interior ensures long coil life.
- Available for use of multi-chucks on the double grinder.

Unit:mm


ORDER NO	DIMENSION	FACE PLATE				POLE PITCH P	BOTTOM PLATE			VOLTAGE (DC)	HEIGHT H	WEIGHT KG	CODE NO.
		B	L	L2	H1		B	L1	t				
VGI-618	150 X 450	150	450	403	23	16(3+13)	150	450	16	90V (60V-110V)	72	32	2015-330
VGI-816	200 X 400	200	400	344		16(3+13)	200	400	16			38	2015-331
VGI-820	200 X 500	200	500	445		22(4+18)	200	500	16			47	2015-332
VGI-1020	250 X 500	250	500	445		16(3+13)	250	500	16			59	2015-333
VGI-1224	300 X 600	300	600	541		16(3+13)	300	600	16			86	2015-334
VGI-1428	350 X 700	350	700	628		21.5(4+17.5)	350	700	18			116	2015-335
VGI-1628	400 X 700	400	700	628		21.5(4+17.5)	400	700	18			133	2015-336
VGI-1632	400 X 800	400	800	739		21(4+17)	400	800	20			152	2015-337
VGI-1640	400 X 1000	400	1000	929		21.5(4+17.5)	400	1000	20			190	2015-338
VGI-2040	500 X 1000	500	1000	929	25	21.5(4+17.5)	500	1000	20	81	267	2015-339	
VGI-2048	500 X 1200	500	1200	1134		22(4+18)	500	1200	20	81	320	2015-340	
VGI-2060	500 X 1500	500	1500	1420		24(4+20)	500	1500	22	88	436	2015-341	



Electro-Magnetic Plate Fine Pole

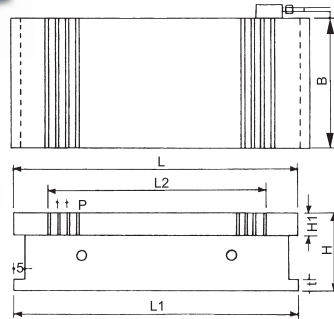


VIW



VIW-A

500 GAUSS



APPLICATION

Suitable for light grinding on grinder.

FEATURES

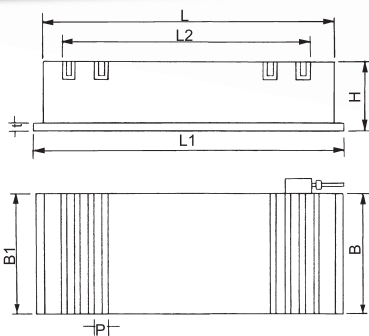
- The face plate is filled by soldering to reinforce plate intensity and water-resistance.
- Excellent effect for mutual attraction among permuted thin and small workpieces surface.
- Available for use of multi-chuck combination to provide large area.
- Special sizes are available upon request.

Unit:mm

ORDER NO	DIMENSION	FACE PLATE				POLE PITCH P	BOTTOM PLATE			VOLTAGE (DC)	CURRENT	HEIGHT H	WEIGHT KG	CODE NO.
		B	L	L2	H1		B	L1	t					
VIW-612	150 X 300	150	300	240	23	VIW=4(1+3) VIW-A=2(1+1)	150	300	18	90V (60V-110V)	0.45A	113	28	2015-350
VIW-816	200 X 400	200	400	340			200	400			0.9A		50	2015-351
VIW-818	200 X 460	200	460	400			200	460			1.2A		57	2015-352
VIW-820	200 X 500	200	500	440			200	500			1.3A		62	2015-353
VIW-1020	250 X 500	250	500	440			250	500			1.4A		78	2015-354
VIW-1224	300 X 600	300	600	540			300	600			2A		112	2015-355
VIW-1628	400 X 700	400	700	640	23		400	700	18		3.2A	175	2015-356	
VIW-1632	400 X 800	400	800	740			400	800			3.7A	199	2015-357	
VIW-2040	500 X 1000	500	1000	940			500	1000			4.8A	335	2015-358	



Electro-Magnetic Plate Super Type



900 GAUSS

APPLICATION

Suitable for vertical grinder, horizontal grinder, drilling machine and drilling & milling machine.

FEATURES

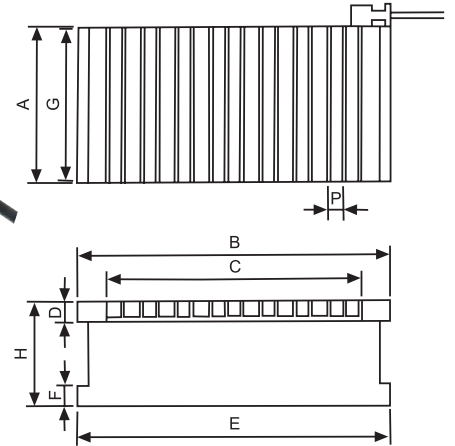
- The height is designed according to chuck size, never transformed.
- Even attraction force, suitable for cutting operation.
- The magnetic pole is separated by brass, securing smooth and even attraction.
- Coil and chuck body can be designed depending on workpiece of special material.

Unit:mm

ORDER NO	DIMENSION	FACE PLATE			POLE PITCH P	BOTTOM PLATE			HEIGHT H	WEIGHT KG	CODE NO.
		B	L	L2		B1	L1	t			
VLZ-510	125 X 250	125	250	195	17(3+14)	125	290	18	103	22	2015-360
VLZ-612	150 X 300	150	300	235	18.5(3+15.5)	150	340		103	31	2015-361
VLZ-816	200 X 400	200	400	346	18(3+15)	200	440		105	56	2015-362
VLZ-820	200 X 500	200	500	445	19(4+15)	200	540	20	105	70	2015-363
VLZ-1020	250 X 500	250	500	441	19(4+15)	250	540		107	90	2015-364
VLZ-1040	250 X 1000	250	1000	944	21.5(4+17.5)	250	1050	23	115	193	2015-365
VLZ-1224	300 X 600	300	600	544	20(4+16)	300	650	20	107	124	2015-366
VLZ-1240	300 X 1000	300	1000	944	21(4+17)	300	1050	23	115	231	2015-367
VLZ-1632	400 X 800	400	800	739	21(4+17)	400	850		110	236	2015-368
VLZ-1640	400 X 1000	400	1000	940	24(4+20)	400	1050		308	2015-369	
VLZ-1840	450 X 1000	450	1000	940	24(6+18)	450	1050	115	346	2015-370	
VLZ-2040	500 X 1000	500	1000	940	26.5(4+22.5)	500	1050		385	2015-371	
VLZ-2060	500 X 1500	500	1500	1440	24(4+20)	500	1550	25	120	603	2015-372



Standard Pole Electro magnetic Chuck



APPLICATION

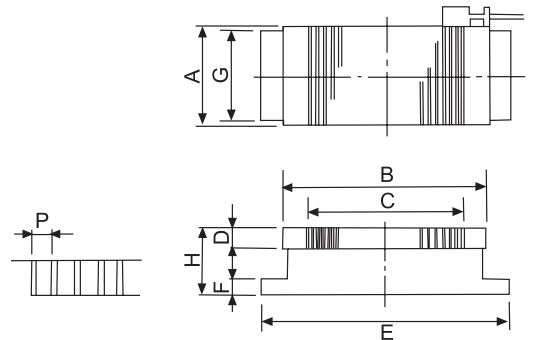
Most suitable for grinding operation, of standard electromagnetic chuck.

Unit:mm

ORDER NO.	DIMENSION	CHUCKING SIZE				POLE PITCH	CHUCK MOUNTING FACE				VOLTAGE	CURRENT	WEIGHT KG	CODE NO.
		A	B	C	D	P	G	E	F	H				
VEM-1530A	150X300	150	300	228	20	15(3+12)	144	316	20	70	DC90V	0.15A	21kg	2015-221
VEM-1535A	150X350	150	350	288	20	15(3+12)	144	366	20	70	DC90V	0.18A	25kg	2015-222
VEM-1545A	150X450	150	450	378	20	15(3+12)	144	466	20	70	DC90V	0.24A	32kg	2015-223
VEM-2040A	200X400	200	400	348	20	15(3+12)	194	416	20	70	DC90V	0.47A	38kg	2015-224
VEM-2045A	200X450	200	450	378	20	15(3+12)	194	466	20	70	DC90V	0.35A	43kg	2015-225
VEM-2550A	250X500	250	500	438	20	15(3+12)	240	500	20	70	DC90V	0.73A	67kg	2015-226
VEM-3060A	300X600	300	600	529	20	15(3+12)	290	600	20	70	DC90V	0.97A	97kg	2015-227
VEM-4080A	400X800	400	800	725	25	19(3+16)	390	800	20	80	DC90V	1.56A	182kg	2015-228
VEM-40100A	400X1000	400	1000	936	25	19(3+16)	390	1000	20	80	DC90V	1.60A	228kg	2015-229
VEM-50100A	500X1000	500	1000	936	25	19(3+16)	490	1000	20	80	DC90V	1.72A	285kg	2015-230



Micropitch Electric Magnetic Chuck



APPLICATION

Most suitable for grinding and cutting thin works the works should have length exceeding 40mm and be attracted in lengthy direction.

FEATURES

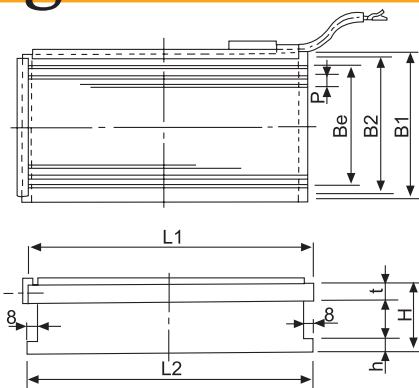
1. For small and thin works the micropitch permanent magnetic model VRTW is most useful.
2. Beside the grinding of thin works which meet the above condition the chuck is also efficient for cutting operation.

Unit:mm

ORDER NO.	DIMENSION	CHUCKING SIZE				POLE PITCH	CHUCK MOUNTING FACE				VOLTAGE	CURRENT	WEIGHT N.W.	CODE NO.
		A	B	C	D	P	G	E	F	H				
VEM-1530W	150X300	150	300	245	25	4(1+3)	146	300	20	100	DC-90V	0.83A	34kg	2015-231
VEM-1535W	150X350	150	350	293	25	4(1+3)	146	350	20	100	DC-90V	0.69A	39kg	2015-232
VEM-1545W	150X450	150	450	393	25	4(1+3)	146	450	20	100	DC-90V	0.66A	50kg	2015-233
VEM-2040W	200X400	200	400	345	25	4(1+3)	196	400	20	100	DC-90V	0.80A	59kg	2015-234
VEM-2045W	200X450	200	450	393	25	4(1+3)	196	450	20	100	DC-90V	0.70A	67kg	2015-235
VEM-2050W	200X500	200	500	445	25	4(1+3)	196	500	20	100	DC-90V	0.70A	76kg	2015-236
VEM-2060W	200X600	200	600	545	25	4(1+3)	196	600	20	100	DC-90V	0.64A	87kg	2015-237
VEM-2550W	250X500	250	500	445	25	4(1+3)	246	500	20	100	DC-90V	0.97A	92kg	2015-238
VEM-3060W	300X600	300	600	545	25	4(1+3)	246	600	20	100	DC-90V	1.43A	135kg	2015-239



Universal Electro magnetic Chuck



APPLICATION

Polar patterns are pitched in lengthwise direction on this chuck, and is designed for grinding and even light cutting of various types of work pieces, regardless of its thickness.

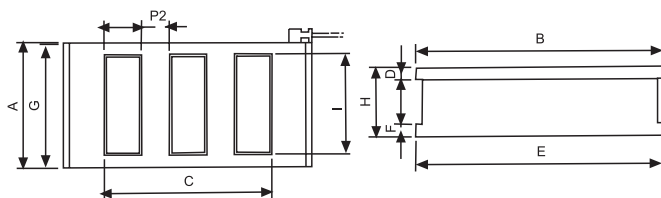
It is most suitable for grinding, light cutting, buffing and belt-long and thin work pieces in a large lot, usually found difficult when using standard type electromagnetic chucks. (But this is not suitable for small pieces.)

Unit:mm

ORDER NO.	DIMENSION	CHUCKING SIZE				POLE PITCH	CHUCK MOUNTING FACE				VOLTAGE	CURRENT	WEIGHT KG	CODE NO.
		B1	L1	t	Be	P	B2	L2	h	H				
VEM-1530L	150 X300	150	300	20	125	4(1+3)	148	300	20	70	DC115V	0.39A	19kg	2015-241
VEM-1535L	150X350	150	350	20	125	4(1+3)	148	350	20	70	DC115V	0.52A	23kg	2015-242
VEM-1545L	150X450	150	450	20	125	4(1+3)	148	450	20	70	DC115V	0.60A	29kg	2015-243
VEM-2040L	200X400	200	400	20	173	4(1+3)	198	400	20	70	DC115V	0.69A	34kg	2015-244
VEM-2045L	200X450	200	450	20	173	4(1+3)	198	450	20	70	DC115V	0.90A	38kg	2015-245
VEM-2050L	200X500	200	500	20	173	4(1+3)	198	500	20	70	DC115V	1.10A	42kg	2015-246
VEM-2060L	200X600	200	600	20	173	4(1+3)	198	600	20	70	DC115V	1.31A	51kg	2015-247
VEM-2550L	250X500	250	500	20	225	4(1+3)	248	500	20	70	DC115V	1.33A	62kg	2015-248
VEM-3060L	300X600	300	600	20	273	4(1+3)	298	600	20	70	DC115V	1.52A	98kg	2015-249
VEM-4060L	400X600	400	600	25	373	4(1+3)	398	600	20	80	DC115V	1.81A	135kg	2015-250



Super-Powerful Electric magnetic chuck



APPLICATION

Most efficient for heavy cutting with milling machine, shaper, planer and planomiller. It displays the power for the thick work and the high speed cutting operation.

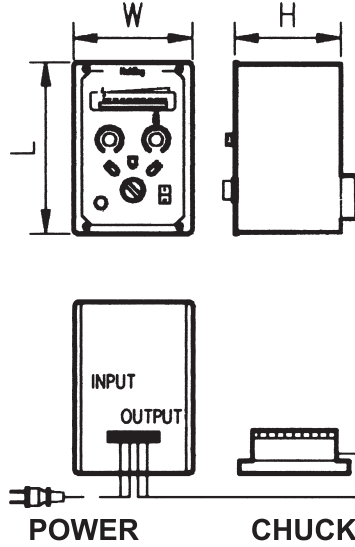
Unit:mm

ORDER NO.	DIMENSION	CHUCKING SIZE					POLE PITCH		CHUCK MOUNTING FACE				VOLTAGE	CURRENT	WEIGHT N.W.	CODE NO.
		A	B	C	D	I	P1	P2	G	E	F	H				
VEM-2040Z	200X400	200	400	332	20	160	40	35	194	400	20	110	DC-90V	0.71	54kg	2015-251
VEM-2050Z	200X500	200	500	422	20	160	48	34	194	500	20	110	DC-90V	0.91	75kg	2015-252
VEM-2060Z	200X600	200	600	520	20	160	48	30	194	600	20	110	DC-90V	1.00	80kg	2015-253
VEM-2550Z	250X500	250	500	422	20	200	42	34	240	500	20	120	DC-90V	1.16	90kg	2015-254
VEM-3060Z	300X600	300	600	520	20	240	48	30	290	600	20	120	DC-90V	1.63	130kg	2015-255
VEM-4080Z	400X800	400	800	718	25	340	48	30	390	800	20	120	DC-90V	2.53	230kg	2015-256
VEM-40100Z	400X1000	400	1000	917	25	340	45	35	390	1000	20	120	DC-90V	2.96	288kg	2015-257
VEM-50100Z	500X1000	500	1000	917	25	430	45	35	490	1000	20	120	DC-90V	3.96	360kg	2015-258
VEM-60100Z	600X1000	600	1000	917	25	530	45	35	590	1000	20	120	DC-90V	5.30	432kg	2015-259



Chuck Controller (For Rectify & Demagnetize)

ORDER NO. VCC-705 (5A) FOR VGI-618~2048 / VLZ-510~612 / VIW-612~1224

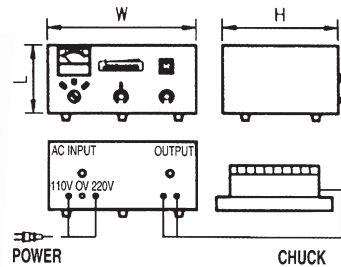


FEATURES

1. Suitable for standard type of electric magnetic chucks.
2. With current capacity of 5A; demagnetizing time is 6-15 seconds.
3. Precisely adjust the magnetic force of electric magnetic chucks and indicate LED voltage.
4. Suitable for any kind of electric magnetic chucks.

ORDER NO. VCC-805A(10A) FOR VGI-2060 / VEA-816~1640

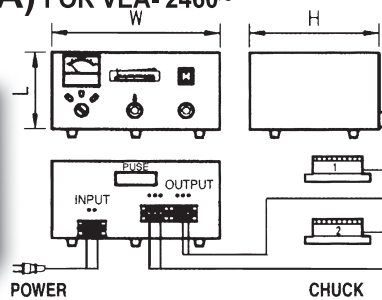
VCC-815 (15A) FOR VEA-2040 ~ VEA-2460
VLZ-2060



FEATURES

1. Suitable for standard type of electric magnetic chucks.
2. With current capacity of 10A and 15A; demagnetizing time is 6-15 seconds.
3. Precisely adjust the magnetic force of electric magnetic chucks and indicate LED voltage and current.
4. Suitable for any kind of electric magnetic chucks.

ORDER NO. VCC-820 (20A) FOR VEA-2460~



FEATURES

1. Suitable for super powerful type of big electric magnetic chucks and could control 2 chucks at the same time..
2. With current capacity of 20A; demagnetizing time is 8-15 seconds.
3. Precisely adjust the magnetic force of electric magnetic chucks and indicate LED voltage and current.
4. Attached fan inside for emitting heat.
5. Suitable for any kind of electric magnetic chucks.

Unit:mm

ORDER NO.	INPUT VOLTAGE (SINGLE PHASE)	OUTPUT		DIMENSION			NET WEIGHT	CODE NO.
		VOLTAGE	CURRENT	L	W	H		
VCC-705	AC 110V/220V	DC 0-100V	5A	200	137	122	3.5 kg	2015-380
VCC-805A	AC 110/220/380/415/440V	DC 0-100V	10A	150	330	260	15 kg	2015-381
VCC-815	AC 220/380/415/440V	DC 0-120V	15A	150	330	260	20 kg	2015-382
VCC-820	AC 220/380/415/440V	DC 0-120V	20A	180	385	295	32 kg	2015-383



Magnetic Lifter

CAM TYPE

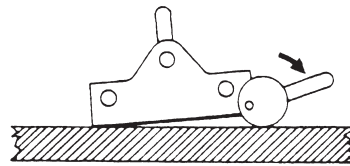
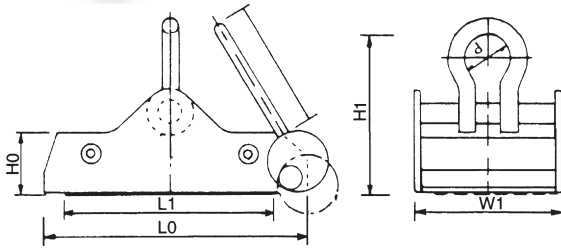
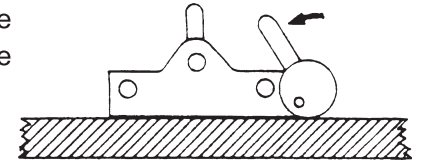


FEATURES

- Normal operation is not influenced on power off or system breakdown, as there is permanent magnet.
- Cam mechanism, easy operation.
- Ground surface of work-piece may be attracted to be
- scrap occasionally, please be carefully.

LOADING

Take the magnetic table on the work-piece, and move it at the vertical position.



UNLOADING

Move the level at the horizontal position, the work-piece will be separated.

ORDER NO.	CAPACITY	W1	L1	L0	H0	H1	d	l	NET WEIGHT	CODE NO.
VGP-100	1000kg	204	298	366	65	125	50	135	25kg	2018-040
VGP-200	2000kg	330	380	445		130			35kg	2018-041



Magnetic Lifter

Handle Type



VML-60



VML-100-S

FEATURES

1. Work is held and released very smoothly.
2. Most suitable to move materials or semi-finished products such as black steel plate, flat iron and other materials etc.

HOLDING POWER


It depends on the attractive face, quality and thickness of material and clearance between the material and magnet.

MAXIMUM HOLDING POWER

Workpiece must be thick enough and the surface must be free of dust. magnetic attraction is best and with low carbon-soft steels.



VML-120



Unit:mm

ORDER NO.	CAPACITY	L	W	H	N.W	CODE NO.
VML-60	60kgf	60	50	55	1.3kg	2018-050
VML-100-S	100kgf	95	68	60	2.7kg	2018-051
VML-120	120kgf	140	140	50	6kg	2018-052



Permanent Magnetic Lifter(ON/OFF Type)

Convenient and efficiency for makes more profit

Light weight
Less dimension
Lower price

Safety coefficient 3.5 times!




VML-2000



VML-1000



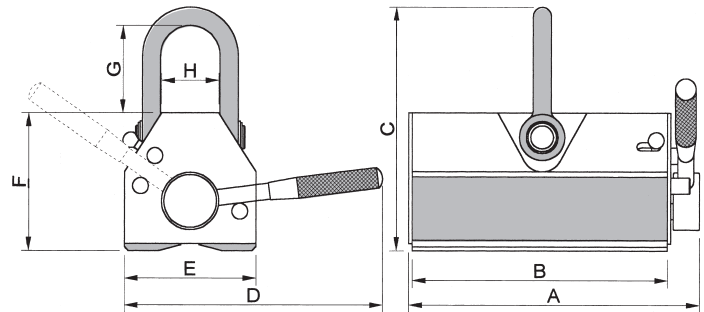
VML-100



VML-600



VML-300



● FEATURES

1. Each size suit for plate type & round type steel using.
2. All new models with "light weight" "less dimension" and "lower price".
3. Made by permanent magnet, require no power supply, thus eliminating hazards due to failure wiring system as electric type.
4. It features powerful magnetic force, with 3.3 times safety coefficient makes more safety in use.

DIMENSIONS

ORDER NO	Capacity	A	B	C	D	E	F	G	H	Weight	SAFETY COEFFICIENT	CODE NO.
	kg lbs	mm inch	mm inch	mm inch	mm inch	mm inch	mm inch	mm inch	mm inch	kg lbs		
VML-100	100 220	107 4.2	84 3.3	120 4.7	125 4.9	60 2.4	71 2.8	41 1.6	30 1.2	2.5 5.5	X 3.3 times	2018-060
VML-300	300 660	180 7.1	155 6.1	156 6.1	185 7.3	90 3.6	93 3.7	51 2.0	41 1.6	8.6 18.9		2018-061
VML-600	600 1320	255 10	224 8.8	212 8.3	260 10.2	115 4.5	120 4.7	77 3.0	52 2.0	21 46		2018-062
VML-1000	1000 2200	280 11	245 9.6	286 11.3	371 14.6	165 6.5	169 6.7	97 3.8	87 3.4	46 101		2018-063
VML-2000	2000 4400	422 16.6	380 15	348 13.7	512 20.2	216 8.5	215 8.5	105 4.1	121 4.8	118 259		2018-064

● OPERATIONS

With ON/OFF switch, it is very easy and convenient to operate.
See as the example pictures as below.

Notice: Never moves the handle to "ON" side, except on an iron object of holding.

ON



OFF





Permanent Magnetic Lifter(ON/OFF Type)

● APPLICATIONS

Suitable for move plate steel, block steel and round steel, such as mashine parts,press molds, plastic molds and iron materialetc.



● LOAD OF HOLDING POWER

The load of holding power will changes depending on the thickness, attractive face roughness and quality of material and clearance between the workpiece with magnet.

Table of difference in holding power by thickness

	Thickness		Percentage of lifting capacity					
	mm	inch	VML-3000	VML-2000	VML-1000	VML-600	VML-300	VML-100
T1	up 60	up 2.36"	100%	100%	100%	100%	100%	100%
T2	55	2.16"	95%	95%	100%	100%	100%	100%
T3	50	1.97"	90%	90%	100%	100%	100%	100%
T4	45	1.77"	85%	90%	100%	100%	100%	100%
T5	40	1.57"	80%	85%	100%	100%	100%	100%
T6	35	1.38"	70%	75%	90%	100%	100%	100%
T7	30	1.18"	60%	65%	80%	90%	100%	100%
T8	25	0.98"	50%	55%	70%	90%	100%	100%
T9	20	0.79"	40%	45%	60%	75%	90%	100%
T10	15	0.59"	30%	35%	50%	60%	70%	100%
T11	10	0.39"	20%	25%	35%	45%	50%	70%
T12	5	0.20"	10%	15%	20%	25%	30%	40%

Table of difference in holding power by attractive face roughness For all models

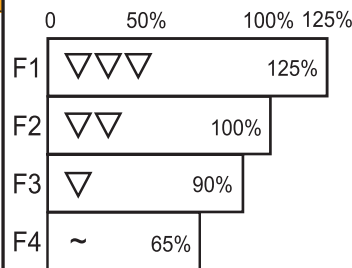
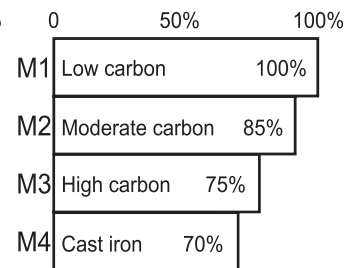


Table of difference in holding power by material quality For all models



Calculating Formula for "Range of Lifting Capacity" → (TxFxMxCapacity of Lifter)



Example:
Terms of workpiece: T8, F1 and M2
90% x 125% x 85% x 600kg (VML-600)=573KG

SAFETY COEFFICIENT x 3.3 times

The capacity of magnet indicated as 1/3.3 of holding power, it means the real holding power is 3.3 times of capacity. For example the capacity of VML-600 is 600kg (1320lbs) but the real holding power is 1980kg (4350lbs).

The large safety coefficient is consideration for ensuring the use in safety.

MAXIMUM LIFTING RANGE


From of material	Steel plate 		Round steel 		Maximum length
	Max. lifting capacity	Min. thickness required	Max. lifting capacity	Max. diameter	
ORDER NO	kg	mm	kg	mm	mm
	lbs	inch	lbs	inch	inch
VML-100	100 220	15 0.59"	45 99	150 5.9"	1000 40"
VML-300	300 660	25 0.98"	135 300	250 9.8"	1500 60"
VML-600	600 1320	30 1.18"	270 600	350 13.8"	2000 80"
VML-1000	1000 2200	40 1.57"	450 990	450 17.8"	2500 98"
VML-2000	2000 4400	55 2.16"	900 1980	550 21.6"	3000 118"
VML-3000	3000 6600	60 2.36"	1350 2970	650 25.6"	3500 138"




Magnetic Transisting Block



VCP-1



VCP-3



VCP-2

- VCP-1 Chuck Parallels
1"x2"x4" Matched pair.
- VCP-2 Chuck Blocks 2³/₈"
1⁷/₈"x2³/₈"x2 Matched pair.
- VCP-3 Chuck Block
1⁴/₅"x2³/₁₀"x4³/₁₀"single
- VCP-4 Chuck Block
Each one of VCP-1 & VCP-2

- The V-Blocks and Parallels transfer the magnetism from permanent magnetic chucks.
The steel used in all V-Blocks and Parallels is selected for the highest magnetic transfer and is cast integrally with aluminum.

ORDER NO.	WEIGHT kgs	CODE NO.
VCP-1	1.4	2015-401
VCP-2	1.4	2015-402
VCP-3	1.4	2015-403
VCP-4	2.5	2015-404



Magnetic Transisting Block Set

Non-magnetic laminated plates and blocks are extras to increase the versatility of chucks. These plates and blocks offer excellent guidance of the magnetic force, and can be used in combination with chucks as 'extensions' for the clamping of workpieces of complex shapes.

BOXED SET

Comprises a selected set of 4 pairs of blocks



WEIGHT : 8 kg

ORDER NO.	No. of Blocks	STYLE	L x H x W x PCS	USED MODEL	CODE NO.
VCP-6	1 Pair		60X35X15X2	VCP-0	2015-410
	2 Pair		100X50X25X2	VCP-1	
	1 Pair		48X60X50X2	VCP-2	



Magnetic Adjustable Link

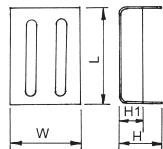
ORDER NO. VCP-5
CODE NO. 2015-420



- Each block 2"x1"x1".Length overall: 4 1/8". width over all 2-1/8".
- For Holding and welding.
- Magnetic blocks can be set at any angle by adjustment and locking of the wing nut. When used in multiples, a number of sheets can be held in complicated arrangement.
- Compact in size for holding work in confined spaces.
- WEIGHT:0.6kg



Magnetic Steel Sheet Separator



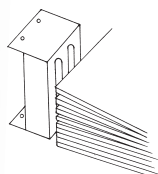
APPLICATION

Suitable for separating a pile of thin iron plates or for chips separation.

FEATURES

- By the principle of mutual repulsion between same magnetic poles, this item enable easy separation of thin iron plates.
- Also useable for chips separation on the small conveyer belt.

Unit:mm




ORDER NO.	Dimensions				NET WEIGHT	CODE NO.
	L	W	H	H1		
VCP-10	130	130	65	35	2KG	2015-430
VCP-11	210	155	65	35	3.8KG	2015-431




Magnetic Chip Collector



ORDER NO.	Dimension	Mass	CODE NO.
VCP-15	ø112x178H	1.2kg	2015-440



Magnet turned ON attracts Powerfully.



Magnet turned OFF Releases by Piling Up Lever.

Application

- You can use it in a wide range of fields for machining, casting food chemical processing, etc.
- Most suitable for collecting iron pieces scattered on the floor or mixed in the medium, for putting in order, and holding the work at the buffing and other types of operations. This is conveniently applied to uses in selecting and collecting iron powder and granule materials; even for house-hold and educational uses.

FEATURES


- magnetic force is turned ON/OFF just by operating the level lightly with a hand.
- Powerful magnet ensure very strong adsorptive force with wide attractive face.



Magnetic Separating Bar Unit



VMS-9B



VMS-7B

Magnetic Separating Bar Unit made with Powerful magnet. it is essential to Increase operation efficiency in removing on substances from powder and grain Materials, as in the industries of chemical, various and plastic...etc.

A wide range of applications and easy to mount.

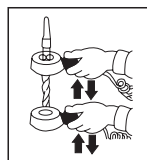
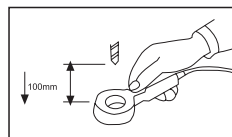
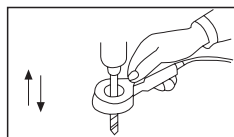
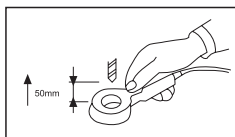

TEMPERATURE LIMIT 60° C

Unit:mm

ORDER NO.	DIMENSION (LxWxH)	WEIGHT (kg)	CODE NO.
VMS-7B	180X170X75	2.7	2015-450
VMS-9B	239X220X65	4.0	2015-451



Demagnetizer



ORDER NO.	INPUT VOLTAGE	POWER	DUTY CYCLE	HOLE CAPACITY	WEIGHT (KGS)	CODE NO.
VDM-40	AC110V/220V	80W	20%	Ø40MM	0.9KG	2019-030

1. Suit for drill, end mill, hard ware, cutting tool...etc.
2. Handy type, it can also use the cutting tool.



Demagnetizer

ORDER NO. VDM-68



FEATURES

- Suitable for general component spare parts, attachments, tools, etc, for fixed way demagnetization.
- Suitable for longtime use; be able to use continuously for 24 hours.
- With the design of double coils inside to avoid heat release.

DELUXE TYPE

Unit:mm

ORDER NO.	INPUT VOLTAGE	CAPACITY	DUTY CYCLE	DIMENSION			N.W.	CODE NO.
				L	W	H		
VDM-68	AC- 110V 220V	330VA	100%	150	200	100	8.5kg	2019-001

FEATURES

- Input voltage 110-220 Volts AC.
- With On-Off switch.
- Quickly Demagnetizes tools, drills punches, dies, etc. Held by magnetic chucks. Parts are demagnetized by drawing across surface.
- Voltage 200-240 should be ordered.

ORDER NO. VDM-8, 11





Unit:mm

ORDER NO.	INPUT VOLTAGE	WORKING SURFACE	HEIGHT	WEIGHT (KGS)	DUTY CYCLE	CODE NO.
VDM-8	AC- 110V 220V	160x110	100	5	50%	2019-011
VDM-11	AC- 110V 220V	200x280	130	15	100%	2019-012



Mini Type Demagnetizer

For Handy And Big Plate



Unit:mm

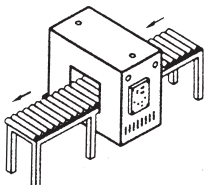
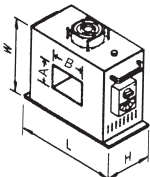
ORDER NO.	INPUT VOLTAGE	WORKING SURFACE	HEIGHT	WEIGHT (KGS)	DUTY CYCLE	CODE NO.
VDM-9	AC-110V 220V	123x83	83	1.8	90%	2019-020



Tunnel Type Demagnetizer and Magnetizer

FEATURES

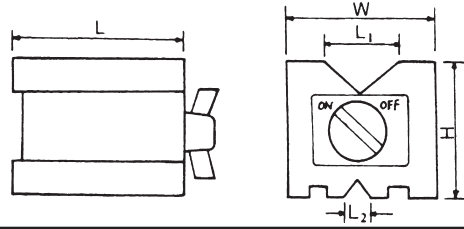
- Merely using tools to pass through or move into a tunnel will cause a good demagnetizing effect.
- Suitable for planned automatic process; be adapted for delivery belts to proceed in order to increase productivity.
- Suitable for hand manual tools, etc. for filling magnetism.
- Suitable for large production of component spare parts, attachments, tools...etc.
- Suitable for longtime use; be able to use continuously for 24 hours.
- Super efficacy in demagnetizing and magnetizing; suitable for many kinds of metals.
- Attached a fan inside for dissipating heat.



ORDER NO.	POWER SOURCE	CAPACITY	DIMENSION			THROUGH HOLE		NET WEIGHT	DUTY CYCLE	CODE NO.
			L	W	H	A	B			
VDM-150	AC 220/380V	3520VA	370	370	200	100	150	50kg		2019-025
VDM-250	(single phase)	4840VA	470	370	200	150	250	65kg	100%	2019-026
VDM-450	AC 220/380V (3 phase)	4400VA	700	500	200	250	450	130kg		2019-027



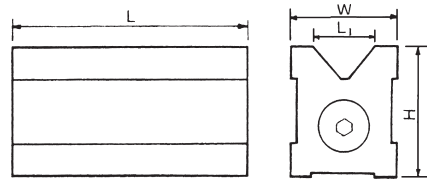
Magnetic V Block



ORDER NO.	Magnetic Power(pull)	Dimensions					Wt. kgs	CODE NO.
		H	W	L	L1	L2		
VCP-25	70kgs	95.3 3.75"	70 2.76"	101.6 4"	50 1.97"	20 0.75"	4	2015-501




Magnetic V Block



ORDER NO.	Magnetic Power(pull)	Dimensions				Wt. kgs	CODE NO.
		H	W	L	L1		
VCP-26	30 kgs	73 2.87"	54 2.13"	70 2.76"	38 1.5"	2.1	2015-510
VCP-27	35 kgs	73 2.87"	60 2.36"	125 4.92"	38 1.5"	3.5	2015-511



Magnetic V Block



PAIR


Magnetic V-Block

- Two pieces finished to the same dimension and accuracy are used together as a set.

ORDER NO.	Magnetic Power(pull)	Dimensions			Width of V	Wt. kgs	CODE NO.
		H	W	L			
VCP-29	17 kgs	74 2.91"	45 1.77"	110 4.33"	60 2.36"	5	2015-521
VCP-30	23 kgs	100 3.94"	50 1.97"	150 5.91"	90 3.54"	5	2015-522

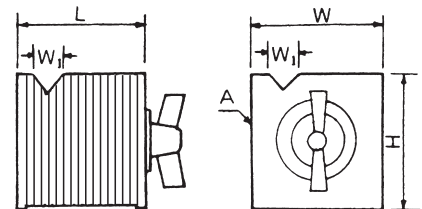


Magnetic Square Block



- The V-Blocks and Parallels transfer the magnetism from permanent magnetic chucks.

The steel used in all V-Blocks and Parallels is selected for the highest magnetic transfer and is cast integrally with aluminum.



ORDER NO.	Mag Power of V groove	Mag. Power of base	H	W	L	W1	Wt. kgs	CODE NO.
VCP-31	25 kgs	50 kgs	100 3.94"	100 3.94"	100 3.94"	26 1.02"	8	2015-530
VCP-32	50 kgs	140 kgs	150 5.91"	150 5.91"	150 5.91"	32 1.26"	22	2015-531



Magnetic Tools FOR DIAL GAUGE, INDICATORS

FIXED ARM TYPE VMB-B,01,02
THE DIAL CLAMP HOLE $\varnothing 6.5$ & $\varnothing 8$

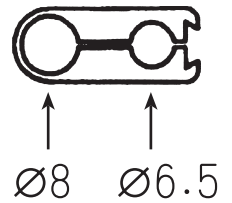


ORDER NO. VMB-B
MAGNETIC BASE /80kgs

ORDER NO. VMB-01
MAGNETIC BASE
(ADJUSTABLE TYPE) /80kgs

ORDER NO. VMB-02
MAGNETIC BASE
(ADJUSTABLE TYPE) /80kgs

ORDER NO.	BASE SIZE LXWXH (MM)	HOLDING POWER	MAIN ROD O.D X L	SUB ROD O.D X L	WEIGHT (KG)	CODE NO.
VMB-B	62X50X55	80KGS	$\varnothing 12$ X 173	$\varnothing 10$ X 162	1.5	2015-601
VMB-01	62X50X55	80KGS	$\varnothing 12$ X 176	$\varnothing 10$ X 150	1	2015-602
VMB-02	62X50X55	80KGS	$\varnothing 12$ X 171	$\varnothing 10$ X 153	1.6	2015-603
VMB-70	62X50X55	100KGS	$\varnothing 25$ X 198	$\varnothing 25$ X 116	2	2015-604
VMB-106	75X50X55	100KGS	$\varnothing 25$ X 125	$\varnothing 25$ X 125	3	2015-605
VMB-106H	75X50X55	100KGS	$\varnothing 25$ X 125	$\varnothing 25$ X 125	1.9	2015-606



UNIVERSAL ARM TYPE VMB-70,106,106H
THE DIAL CLAMP HOLE $\varnothing 6.5$, $\varnothing 8$ & DOVETAIL



ORDER NO. VMB-70
DELUXE UNIVERSAL
MAGNETIC BASE /100kgs

ORDER NO. VMB-106
MECHANICAL ARM
MAGNETIC BASE /100kgs

ORDER NO. VMB-106H
HYDRAULIC ARM
MAGNETIC BASE /100kgs



Magnetic Tools

The head also suit for dial indicators



**ORDER NO. VMB-06
FLEXIBLE ARM
WITH MAGNETEC BASE**



**ORDER NO. VML-A
MAGNETIC BASE AND
WORKING LIGHT**



**ORDER NO. VML-B
UNIVERSAL MAGNETIC
WORKING LIGHT**


ORDER NO.	BASE SIZE LXWXH (MM)	HOLDING POWER	MAIN ROD O.D X L	WEIGHT (KG)	CODE NO.
VMB-06	55.5X50X62	75KG		1.5	2015-610
VML-A	62X50X55.5	75KG	Ø20 X 200	1.37	2015-611
VML-B	62X50X55	75KG	Ø26 X 200	1.37	2015-612
VMB-00	55.5X50X62	75KG		1.0	2015-613
VMB-11	120X50X55	140KG		2.0	2015-614
VMB-12	60X50X55	80KG		1.1	2015-615



**ORDER NO. VMB-00
MAGNETIC BASE ONLY
M8X1.25p,80kgs**



**ORDER NO. VMB-11
MAGNETIC BASE ONLY
M8X1.25p,140kgs**



**ORDER NO. VMB-12
WHEEL DRESSER
Clamp hole 12mm
WITHOUT DIAMOND
DRESSER PEN**



Magnetic Tools



**ORDER NO. VMF-112
MINI MAGNETIC BASE**



**ORDER NO. VH-70
MINI MAGNETIC BASE**



**ORDER NO. VMF-102
MINI DELUXE UNIVERSAL
MAGNETIC BASE
SUITABLE FOR EDM USING.**

ORDER NO.	BASE SIZE LXWXH (MM)	HOLDING POWER	MAIN ROD O.D X L	SUB ROD O.D X L	WEIGHT (KG)	CODE NO.
VMF-112	30X30X30	17KG	Ø 20 X 70	Ø 20 X 65	0.58	2015-619
VH-70	31X31X32	15KG	Ø 10 X 70	Ø 6 X 90	0.4	2015-620
VMF-102	44X50X38	22KG	Ø 20 X 70	Ø 20 X 65	1	2015-621
VMH-54	62X50X55.5	75KG	Ø16 X 330	2PCS.HOSE	1.5	2015-622
VMH-62	62X50X55.5	75KG	Ø16 X 330	3PCS.HOSE	1.7	2015-623
VMH-71	62X50X55.5	75KG	Ø15 X 500	1PCS.HOSE	1.8	2015-618



**ORDER NO. VMH-54 (2 HOSE)
MAGNETIC BASE
AND HOSE NOZZLE**



**ORDER NO. VMH-62 (3 HOSE)
MAGNETIC BASE
AND HOSE NOZZLE**



**ORDER NO. VMH-71 (1 HOSE)
MAGNETIC BASE
WITH
MIST COOLANT SYSTEM**



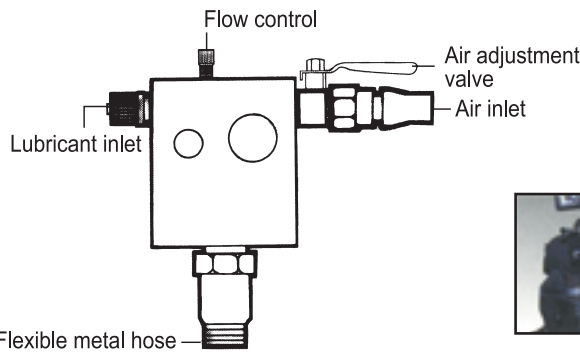
Multi-Function Mist Coolant System



ORDER NO.	VCS-500
CODE NO.	2015-700

Features

- Flexible functions as cooling, lubrication and blowing the metal chips can be performed at the same time.
- Designed and manufactured for improving machinability, cutting speed, and extending tool service life, Saving working time and production cost.
- It insures better quality of parts finishing and cutting performance.
- The unit help to creat micro-finish effect even working on tough alloy steels and exotic metals.
- Weight: 0.7 kg



This mist coolant systems are suited to fit on lathe, milling, drilling, tapping, grinding, cutter grinding, NC, CNC, press, sawing machine.....



Adjustable Magnetic Nozzle Kit



CL-01



CL-02



CL-03



S-1

8kg



CL-01A



CL-02A



CL-03A



L-2

15kg

- The adjustable magnetic nozzle is suitable for cooling and lubricating in machining process.
- Can be prolonged the cutter life and advance the accuracy and beauty of workpiece.
- By different of usage, there are much models for selection.
- Machine tool made by customer's specification and cooperated to develop.

WITH PLASTIC NOZZLE & VALVE
O.D.34XH230mm

WITH STEEL NOZZLE
O.D.68X330H

ORDER NO.	MAGNETIC FORCE	CODE NO.
CL-01	15kgs	2015-624
CL-02		2015-625
CL-03		2015-626
CL-01A		2015-627
CL-02A		2015-628
CL-03A		2015-629
S-1	8kgs	2015-630
L-2	15kgs	2015-631



Adjustable Coolant Hoses & Valves

CODE NO. & DESCRIPTION

FIGURE

1/4" VALVE & HOSE KIT

62220

33CM Length Hose Kit

Assembled with:


1-Acid Resistant 1/4" Male NPT Valve

1-20 Element Segments

1-(1/16" or 1/8" or 1/4") Round Nozzle

ORDER NO. VHK-1/4A

CODE NO.2016-001



62720

33CM Length Hose Kit

Assembled with:

1-1/4" Male NPT Valve

1-20 Element Segments

1-(1/16" or 1/8" or 1/4") Round Nozzle

ORDER NO. VHK-1/4

CODE NO.2016-002



3/8" VALVE & HOSE KIT

63320

36CM Length Hose Kit

Assembled with:


1-Acid Resistant 3/8" Male PT Valve

1-16 Element Segments

1-(1/4" or 3/8" or 1/2") Round Nozzle

ORDER NO. VHK-3/8A

CODE NO.2016-003



63720

36CM Length Hose Kit

Assembled with:


1-3/8" Male PT Valve

1-16 Element Segments

1-(1/4" or 3/8" or 1/2") Round Nozzle

ORDER NO. VHK-3/8

CODE NO.2016-004



1/2" VALVE & HOSE KIT

64420

33CM Length Hose Kit

Assembled with:


1-Acid Resistant 1/2" Male NPT Valve

1-12 Element Segments

1-(1/4" or 3/8" or 1/2") Round Nozzle

ORDER NO. VHK-1/2A

CODE NO.2016-005



64720

33CM Length Hose Kit

Assembled with:


1-1/2" Male NPT Valve

1-12 Element Segments

1-(1/4" or 3/8" or 1/2") Round Nozzle

ORDER NO. VHK-1/2

CODE NO.2016-006








1/4" System


1/4" INSIDE DIAMETER


FIGURE ITEM NO. DESCRIPTION

 **82020** 1/4" Hose Kit
33 CM Length with Fittings:
2-14 CM Segments
1/16", 1/8", Nozzles
1/4" & 1/8" Male PT
connectors
CODE NO.2016-101


 **82020A** 1/4" Hose Kit
33 CM Length with Fittings:
2-14 CM Segments
1/16", 1/8", 1/4" Nozzles
1/4" & 1/8" Male PT
connectors
CODE NO.2016-102


 **82220** 1/4" Extend Element Kit
with Element Clamps
Includes 4 each of:
1/4" Extended Elements
1/4" Element Clamps
CODE NO.2016-103


 **82021** 1/4" Segment pack
(2-14CM 20pcs) CODE NO.2016-104-1


 **82051** 1/4" 1524 CM coil
CODE NO.2016-104-2


 **82071** 1/4" 2500 CM coil
Weight : 0.00177kg

 **82423** 1/4" Circle Flow Nozzle Kit
Assembled with 15 Side
Flow Nozzles 1/4" &
1 End Cap 1/4"
CODE NO.2016-105


 **82221** 1/4" Extended Elements,
pack of 4 CODE NO.2016-106


 **82241** 1/4" Extended Elements,
pack of 20 CODE NO.2016-107
Weight : 0.00641kg


 **82222** 1/4" Element Clamps,
pack of 4 CODE NO.2016-108


 **82242** 1/4" Element Clamps,
pack of 20 CODE NO.2016-109
Weight : 0.00265kg


 **82326** 1/4" 90° Nozzle Kit
1 Each: 1/16", 1/8", 1/4"
& Spray Bar Nozzles
CODE NO.2016-110


 **82022** 1/16" Round Nozzles
Pack of 4 CODE NO.2016-111


 **82042** 1/16" Round Nozzles
Pack of 50 CODE NO.2016-112
Weight : 0.0016kg


 **82023** 1/8" Round Nozzles
Pack of 4 CODE NO.2016-113


 **82043** 1/8" Round Nozzles
Pack of 50 CODE NO.2016-114
Weight : 0.00195kg

 **82024** 1/4" Round Nozzles
Pack of 4 CODE NO.2016-115

 **82044** 1/4" Round Nozzles
Pack of 50 CODE NO.2016-116
Weight : 0.00288kg

 **82223** 1/16" 90° Nozzles,
pack of 4 CODE NO.2016-117

 **82243** 1/16" 90° Nozzles,
pack of 20 CODE NO.2016-118
Weight : 0.00156kg

 **82224** 1/8" 90° Nozzles,
pack of 4 CODE NO.2016-119




 **82244** 1/8" 90° Nozzles,
pack of 20 CODE NO.2016-120
Weight : 0.00183kg


FIGURE ITEM NO. DESCRIPTION


 **82225** 1/4" 90° Nozzles,
pack of 4 CODE NO.2016-121

 **82245** 1/4" 90° Nozzles,
pack of 20 CODE NO.2016-122
Weight : 0.00236kg


 **82226** 1/4" 90° Spray Bar
Nozzles, pack of 4
CODE NO.2016-123


 **82246** 1/4" 90° Spray Bar
Nozzles, pack of 20
CODE NO.2016-124
Weight : 0.00285kg


 **82017** 3/8" Flat Nozzles,
pack of 2 CODE NO.2016-125


 **82037** 3/8" Flat Nozzles,
pack of 20 CODE NO.2016-126
Weight : 0.00202kg


 **82027** 1" Flare Nozzles,
pack of 2 CODE NO.2016-127


 **82047** 1" Flare Nozzles,
pack of 20 CODE NO.2016-128
Weight : 0.00288kg


 **82025** 1/8" PT Connectors
pack of 4 CODE NO.2016-129


 **82035** 1/8" PT Connectors
pack of 50 CODE NO.2016-130
Weight : 0.00232kg


 **82025A** 1/8" NPT Connectors
pack of 4 CODE NO.2016-131


 **82035A** 1/8" NPT Connectors
pack of 50 CODE NO.2016-132
Weight : 0.0023kg


 **82026** 1/4" PT Connectors
pack of 4 CODE NO.2016-133


 **82036** 1/4" PT Connectors
pack of 50 CODE NO.2016-134
Weight : 0.00259kg


 **82026A** 1/4" NPT Connectors
pack of 4 CODE NO.2016-135


 **82036A** 1/4" NPT Connectors
pack of 50 CODE NO.2016-136
Weight : 0.00267kg


 **82028** 1/4" Y Fitting Pack of 2
CODE NO.2016-137


 **82038** 1/4" Y Fitting Pack of 20
CODE NO.2016-138
Weight : 0.00269kg


 **82011** 1/4" Double Sockets,
pack of 4 CODE NO.2016-139


 **82031** 1/4" Double Sockets,
pack of 20 CODE NO.2016-140
Weight : 0.00177kg


 **82012** 1/4" Socket to 1/8" FNPT,
pack of 4 CODE NO.2016-141


 **82032** 1/4" Socket to 1/8" FNPT,
pack of 20 CODE NO.2016-142
Weight : 0.00287kg


 **82013** 3/8" SAE Flare Nut Adapters,
pack of 4 CODE NO.2016-143

 **82033** 3/8" SAE Flare Nut Adapters,
pack of 20(5/8-18 Thread)
CODE NO.2016-144
Weight : 0.00397kg


 **82014** 1/4" SAE Flare Nut Adapters,
pack of 4 CODE NO.2016-145


 **82034** 1/4" SAE Flare Nut Adapters,
pack of 20
(7/16-20 Thread) CODE NO.2016-146
Weight : 0.00167kg

 **62420** 1/4" Elbow Fittings pack of 2
CODE NO.2016-147

 **62430** 1/4" Elbow Fittings
pack of 20
CODE NO.2016-148
Weight : 0.00242kg

 **62426** 1/4" T Fitting pack of 2
CODE NO.2016-149

 **62436** 1/4" T Fitting pack of 20
CODE NO.2016-150
Weight : 0.00375kg

 **62422** 1/4" Side Flow Nozzles,
pack of 4 CODE NO.2016-151






 **62442** 1/4" Side Flow Nozzles,
pack of 20 CODE NO.2016-152
Weight : 0.00275kg


FIGURE ITEM NO. DESCRIPTION


 **62424** 1/4" End Caps,
pack of 4 CODE NO.2016-153-1


 **62444** 1/4" End caps,
pack of 20 CODE NO.2016-153-2
Weight : 0.00191kg

 **82228** 1/4" Swivel Nozzle 40,
pack of 2 CODE NO.2016-154


 **82248** 1/4" Swivel Nozzle 40,
pack of 20 CODE NO.2016-155
Weight : 0.00875kg


 **82229** 1/4" Swivel Nozzle 60,
pack of 2 CODE NO.2016-156

 **82249** 1/4" Swivel Nozzle 60,
pack of 20 CODE NO.2016-157
Weight : 0.00845kg


 **82721** 1/4" NPT Male Hose Nipple
Valves pack of 2
CODE NO.2016-158


 **82731** 1/4" NPT Male Hose Nipple
Valves pack of 10
CODE NO.2016-159
Weight : 0.0078kg


 **82521** Acid Resistant
1/4" NPT Male Hose Nipple
Valves pack of 2
CODE NO.2016-160


 **82531** 1/4" NPT Male Hose Nipple
Valves pack of 10
CODE NO.2016-161
Weight : 0.00775kg


 **82722** 1/4" Connection Valves,
pack of 2 CODE NO.2016-162


 **82732** 1/4" Connection Valves,
pack of 10 CODE NO.2016-163
Weight : 0.00693kg


 **82522** Acid Resistant
1/4" Connection Valves,
pack of 2 CODE NO.2016-164


 **82532** 1/4" Connection Valves,
pack of 2 CODE NO.2016-164


 **82523** 1/4" Connection Valves,
pack of 14 CODE NO.2016-165
Weight : 0.00702kg


 **82723** 1/4" Male NPT Valves,
pack of 2 CODE NO.2016-166


 **82733** 1/4" Male NPT Valves,
pack of 10 CODE NO.2016-167
Weight : 0.0076kg


 **82523** Acid Resistant
1/4" Male NPT Valves,
pack of 2 CODE NO.2016-168


 **82533** 1/4" Male NPT Valves,
pack of 10 CODE NO.2016-169
Weight : 0.00774kg

 **82724** 1/4" Female NPT Valves,
pack of 2 CODE NO.2016-170

 **82744** 1/4" Female NPT Valves,
pack of 10 CODE NO.2016-171
Weight : 0.00809kg


 **82524** Acid Resistant
1/4" Female NPT Valves,
pack of 2 CODE NO.2016-172

 **82534** 1/4" Female NPT Valves,
pack of 10 CODE NO.2016-173
Weight : 0.00836kg


 **82725** 1/4" Connection Check
Valves, pack of 2
CODE NO.2016-174

 **82745** 1/4" Connection Check
Valves, pack of 10
CODE NO.2016-175
Weight : 0.00562kg

 **52400** Modular Manifold System
1/4"
1/4" Elbow Fitting-1 pcs
1/4" Manifold Bracket-1 pcs
1/4" T Fittings-3 pcs
1/4" Mounting screw-3 pcs
CODE NO.2016-176
Weight : 0.0322kg

 **52410** 1/4" Main Flow Control
Manifold System
1/4" Modular Manifold-1 pcs
1/4" Connection Valves-5 pcs
CODE NO.2016-177
Weight : 0.0675kg

 **52416** 1/4" Manifold Brackets
pack of 2 CODE NO.2016-178
Weight : 0.00973kg

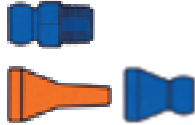
 **26171** 1/4" Hose Assembly pliers
CODE NO.2016-179

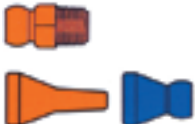



1/2" System


1/2" INSIDE DIAMETER


FIGURE ITEM NO. DESCRIPTION

 **84040** 1/2" Hose Kit
33 CM Length with
Fittings:
2-14 CM Segments
1/4", 3/8", 1/2" Nozzles
3/8", 1/2" Male PT
connectors
[CODE NO.2016-201](#)


 **84040A** 1/2" Hose Kit
33 CM Length with
Fittings:
2-14 CM Segments
1/4", 3/8", Nozzles
3/8", 1/2" Male NPT
connectors
[CODE NO.2016-202](#)


 **84440** 1/2" Extended Element
Kit
with Element Clamps
Includes 4 each of:
1/2" Extended Elements
1/2" Element Clamps
[CODE NO.2016-203](#)


 **84041** Segment pack
(2-14 CM pcs)
[CODE NO.2016-204](#)

 **84081** 1/2" 1524 CM coil
[CODE NO.2016-205](#)


 **84091** 1/2" 2500 CM coil
[CODE NO.2016-206](#)
Weight : 0.00555kg


 **84643** 1/2" Circle Flow Nozzle
Kit Assembled with 15
Side
Flow Nozzles 1/2" &
1 End Cap 1/2"
[CODE NO.2016-207](#)


 **84441** 1/2" Extended Elements,
pack of 4 [CODE NO.2016-208](#)


 **84461** 1/2" Extended Elements,
pack of 20 [CODE NO.2016-209](#)
Weight : 0.01186kg


 **84346** 90° Nozzle Kit
1 Each: 1/4", 3/8", 1/2"
& Spray Bar Nozzles
[CODE NO.2016-210](#)


 **84044** 1/4" Round Nozzles,
pack of 4 [CODE NO.2016-211](#)


 **84064** 1/4" Round Nozzles,
pack of 50 [CODE NO.2016-212](#)
Weight : 0.00339kg


 **84042** 3/8" Round Nozzles,
pack of 4 [CODE NO.2016-213](#)


 **84062** 3/8" Round Nozzles,
pack of 50 [CODE NO.2016-214](#)
Weight : 0.0435kg

 **84043** 1/2" Round Nozzles,
pack of 4 [CODE NO.2016-215](#)

 **84063** 1/2" Round Nozzles,
pack of 50 [CODE NO.2016-216](#)
Weight : 0.0597kg

 **84443** 1/4" 90° Nozzles,
pack of 4 [CODE NO.2016-217](#)

 **84463** 1/4" 90° Nozzles,
pack of 20 [CODE NO.2016-218](#)
Weight : 0.0053kg

 **84444** 3/8" 90° Nozzles,
pack of 4 [CODE NO.2016-219](#)





 **84464** 3/8" 90° Nozzles,
pack of 20 [CODE NO.2016-220](#)
Weight : 0.00566kg


FIGURE ITEM NO. DESCRIPTION


 **84445** 1/2" 90° Nozzles,
pack of 4 [CODE NO.2016-221](#)

 **84465** 1/2" 90° Nozzles,
pack of 20 [CODE NO.2016-222](#)
Weight : 0.00552kg


 **84446** 1/2" 90° Spray Bar,
pack of 2 [CODE NO.2016-223](#)


 **84466** 1/2" 90° Spray Bar,
pack of 20 [CODE NO.2016-224](#)
Weight : 0.01033kg


 **84047** 1 1/4" Flare Nozzles,
pack of 2 [CODE NO.2016-225](#)


 **84067** 1 1/4" Flare Nozzles,
pack of 20 [CODE NO.2016-226](#)
Weight : 0.00696kg


 **84050** 1 3/4" Flare Nozzles,
pack of 2 [CODE NO.2016-227](#)


 **84070** 1 3/4" Flare Nozzles,
pack of 20 [CODE NO.2016-228](#)
Weight : 0.0088kg


 **84052** 2 1/2" Flare Nozzles,
pack of 2 [CODE NO.2016-229](#)


 **84072** 2 1/2" Flare Nozzles,
pack of 20 [CODE NO.2016-230](#)
Weight : 0.00922kg


 **84046** 3/8" PT Connectors
pack of 4 [CODE NO.2016-231](#)


 **84066** 3/8" PT Connectors
pack of 50 [CODE NO.2016-232](#)
Weight : 0.0063kg


 **84046A** 3/8" NPT Connectors
pack of 4 [CODE NO.2016-233](#)


 **84066A** 3/8" NPT Connectors
pack of 50 [CODE NO.2016-234](#)
Weight : 0.00602kg


 **84045** 1/2" PT Connectors
pack of 4 [CODE NO.2016-235](#)


 **84065** 1/2" PT Connectors
pack of 50 [CODE NO.2016-236](#)
Weight : 0.00732kg


 **84045A** 1/2" NPT Connectors
pack of 4 [CODE NO.2016-237](#)


 **84065A** 1/2" NPT Connectors
pack of 50 [CODE NO.2016-238](#)
Weight : 0.00669kg


 **84048** 1/2" Y Fittings
pack of 2 [CODE NO.2016-239](#)


 **84068** 1/2" Y Fittings
pack of 20 [CODE NO.2016-240](#)
Weight : 0.0108kg


 **84049** 1/2" to 1/4" Y Reducers,
pack of 2 [CODE NO.2016-241](#)


 **84069** 1/2" to 1/4" Y Reducers,
pack of 20 [CODE NO.2016-242](#)
Weight : 0.00608kg


 **84651** 1/2" to 1/4" Adapters,
pack of 2 [CODE NO.2016-243](#)


 **84851** 1/2" to 1/4" Adapters,
pack of 20 [CODE NO.2016-244](#)
Weight : 0.00452kg


 **84011** 1/2" Double Sockets,
pack of 4 [CODE NO.2016-245](#)

 **84031** 1/2" Double Sockets,
pack of 20 [CODE NO.2016-246](#)
Weight : 0.00452kg

 **84013** 1/4" SAE Flare Nut
Adapters, pack of 4
[CODE NO.2016-247](#)

 **84033** 1/4" SAE Flare Nut
Adapters, pack of 20
(5/8-18 Thread)
[CODE NO.2016-248](#)

 **84033** 1/4" SAE Flare Nut
Adapters, pack of 20
(5/8-18 Thread)
[CODE NO.2016-248](#)
Weight : 0.00516kg

 **84620** 1/2" Elbow Fittings,
pack of 2 [CODE NO.2016-249](#)






 **84640** 1/2" Elbow Fittings,
pack of 20 [CODE NO.2016-250](#)
Weight : 0.00666kg


FIGURE ITEM NO. DESCRIPTION


 **84626** 1/2" T Fittings,
pack of 2 [CODE NO.2016-251](#)


 **84642** 1/2" Side Flow Nozzles,
pack of 4 [CODE NO.2016-253](#)


 **84642** 1/2" Side Flow Nozzles,
pack of 20 [CODE NO.2016-254](#)
Weight : 0.0078kg


 **84624** 1/2" End caps,
pack of 4 [CODE NO.2016-255](#)


 **84644** 1/2" End caps,
pack of 20 [CODE NO.2016-256](#)
Weight : 0.00466kg


 **84722** 1/2" connection Valves,
pack of 2 [CODE NO.2016-257](#)


 **84742** 1/2" connection Valves,
pack of 10 [CODE NO.2016-258](#)
Weight : 0.02201kg


 **84522** Acid Resistant
1/2" connection Valves,
pack of 2 [CODE NO.2016-259](#)


 **84542** 1/2" connection Valves,
pack of 10 [CODE NO.2016-260](#)
Weight : 0.02227kg


 **84723** 1/2" Male NPT Valves,
pack of 2 [CODE NO.2016-261](#)


 **84743** 1/2" Male NPT Valves,
pack of 10 [CODE NO.2016-262](#)
Weight : 0.02287kg


 **84523** Acid Resistant
1/2" Male NPT Valves,
pack of 2 [CODE NO.2016-263](#)


 **84543** 1/2" Male NPT Valves,
pack of 10 [CODE NO.2016-264](#)
Weight : 0.02308kg


 **84724** 1/2" Female NPT Valves,
pack of 2 [CODE NO.2016-265](#)


 **84744** 1/2" Female NPT Valves,
pack of 10 [CODE NO.2016-266](#)
Weight : 0.02348kg


 **84524** Acid Resistant
1/2" Female NPT Valves,
pack of 2 [CODE NO.2016-267](#)


 **84544** 1/2" Female NPT Valves,
pack of 10 [CODE NO.2016-268](#)
Weight : 0.02286kg


 **84725** 1/2" connection Chuck
Valves, pack of 2
[CODE NO.2016-269](#)


 **84745** 1/2" connection Chuck
Valves, pack of 10
[CODE NO.2016-270](#)
Weight : 0.00878kg


 **54400** Modular Manifold System
1/2"


 1/2"-Elbow Fitting-1 pcs
1/2"-Manifold Bracket-
1 pcs
1/2"-T Fittings-3 pcs
1/2"-Mounting screws-
3 pcs [CODE NO.2016-271](#)
Weight : 0.0562kg


 **54410** Main Flow Control
Manifold System 1/2"

 1-Modular Manifold 1/2"
5-Connection Valves 1/2"
[CODE NO.2016-272](#)
Weight : 0.16625kg

 **54416** 1/2" Manifold Brackets
of 2
[CODE NO.2016-273](#)


 **54416** 1/2" Manifold Brackets
of 2
[CODE NO.2016-273](#)
Weight : 0.01148kg

 **26172** 1/2" Hose Assembly
pliers
[CODE NO.2016-274](#)


 **26172** 1/2" Hose Assembly
pliers
[CODE NO.2016-274](#)

 **26172** 1/2" Hose Assembly
pliers
[CODE NO.2016-274](#)

 **26172** 1/2" Hose Assembly
pliers
[CODE NO.2016-274](#)

 **26172** 1/2" Hose Assembly
pliers
[CODE NO.2016-274](#)

 **26172** 1/2" Hose Assembly
pliers
[CODE NO.2016-274](#)

 **26172** 1/2" Hose Assembly
pliers
[CODE NO.2016-274](#)

 **26172** 1/2" Hose Assembly
pliers
[CODE NO.2016-274](#)

 **26172** 1/2" Hose Assembly
pliers
[CODE NO.2016-274](#)

 **26172** 1/2" Hose Assembly
pliers
[CODE NO.2016-274](#)

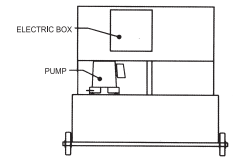
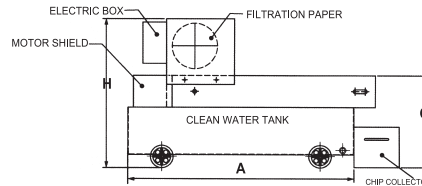
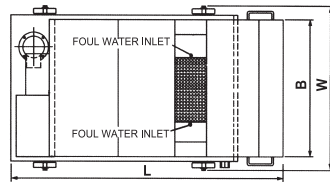


Paper Filter



FEATURES

1. Applicable to both ferrous and non-ferrous metals.
2. Filtration effect depends on paper accuracy.
Use 50μ , 30μ , or 15μ .
3. Not suitable for heavy machining for the sake of paper consumption.
4. To save filtration material, use magnetic filter for rough filtration.
5. Standard accessory : one roll of paper.



ORDER NO.	DISPOSAL CAPACITY L/MIN	WATER TANK CAPACITY	L	A	B	C	W	H	PUMP		PAPER MOTOR	PAPER	REMARKS	N.W. (kg)	G.W. (kg)	CODE NO.
									HP	OUTLET						
PF-20	20	100	1050	850	600	400	720	610	1/8	PF1/2"	25W	W : 500MM L : 90M wheels attached	95	120	2020-001	
PF-40	40	120	1200	1000	600	400	720	660	1/8	PF1/2"	25W		130	150	2020-002	
PF-60	60	140	1350	1150	600	400	720	660	1/8	PF1/2"	25W		140	170	2020-003	
PF-80	80	160	1500	1300	600	400	720	660	1/4	PF3/4"	25W		170	190	2020-004	
PF-120	120	210	1500	1300	800	400	920	740	1/2	PF3/4"	40W		185	210	2020-005	
PF-160	160	260	1800	1600	800	400	920	740	1/2	PF3/4"	40W		250	280	2020-006	



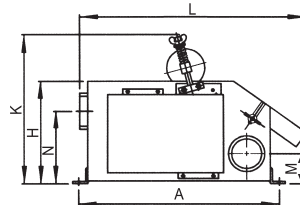
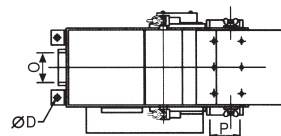
Magnetic Separator

FEATURES

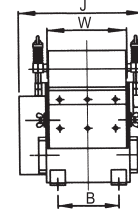
1. Usable in heavy machining for ferrous metal.
2. No filtration-material consumption.
3. Most economic in purchase & utilization cost.
4. Able to serve rough filtration in other filtration process.



MC-60



MC-20~160




Standard accessories:

- a. Chip collector 1 pc
- b. plugs 2 pcs
- c. Elbow 1 pc
- d. Steel tubes 3pcs

ORDER NO.	DISPOSAL CAPACITY L/MIN	L	W	H	M	N	A	B	D	J	K	INLET O	OUTLET P	MOTOR	N.W. (kg)	G.W. (kg)	CODE NO.
MC-20	20	464	130	205	65	145	398	100	11	230	300	PF1-1/2"	PF1-1/2"	220V3ø ,25W	18	20	2020-010
MC-40	40	464	150	205	65	145	398	120	11	250	300	PF2"	PF2"	220V3ø ,25W	20	23	2020-011
MC-60	60	464	206	205	60	150	398	176	11	306	300	PF2"	PF2"	220V3ø ,25W	25	28	2020-012
MC-80	80	464	242	205	60	150	398	212	11	342	300	PF2"	PF1-1/2"	220V3ø ,25W	30	40	2020-013
MC-120	120	530	270	245	68	185	456	230	11	380	345	PF1-1/2"	PF3"	220V3ø ,40W	50	65	2020-014
MC-160	160	530	354	245	68	185	456	314	11	464	345	PF3"	PF3"	220V3ø ,40W	60	75	2020-015



Magnetic Separator & Paper Filter



MC+PF60

APPLICABLE TO THE FOLLOWING WORKING MACHINES

- 1.Plang grinding machine.
 - 2.Fine-grinding machine.
 - 3.Honing machine.
 - 4.Deep-hole drill.
 - 5.Internal/exterless cylinder grinder.
 - 6.Centerless grinder.
- Please specify the power voltage other than 220V/3PH in your order list.
 - Specifications are subject to change without notice.

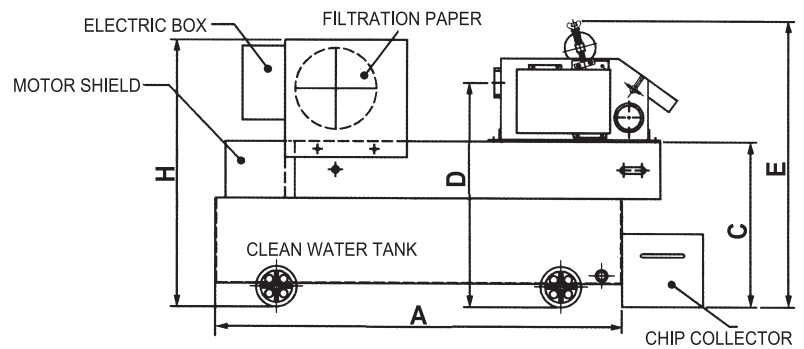
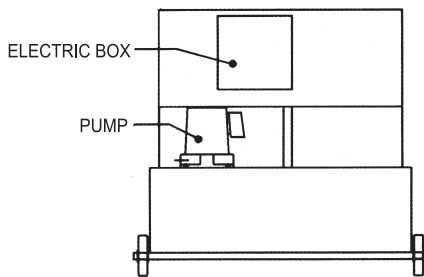
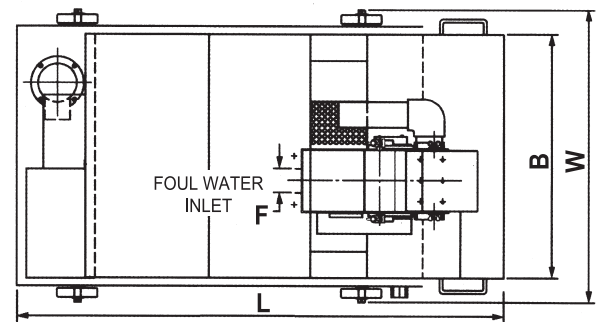
FEATURES

- 1.Applicable to both ferrous and non-ferrous metals.
- 2.Filtration effect depends on paper accuracy. Use 50 μ , 30 μ , or 15 μ .
- 3.Rough filtration for chip in coolant with magnet and then fine filtration for impurities with paper will save the paper and upgrade filtration accuracy.

DIMENSION DIAGRAM

Remarks

- 1.Standard accessory: one roll paper 50 μ



MAGNETIC SEPARATOR & PAPER FILTER SPECIFICATIONS

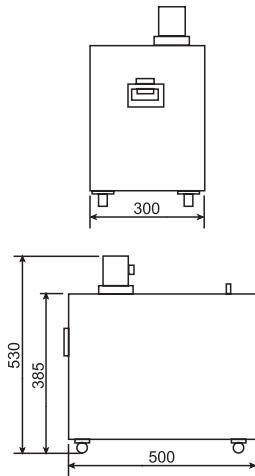
ORDER NO.	DISPOSAL CAPACITY L/MIN	WATER TANK CAPACITY	L	A	B	C	D	E	F	H	W	PUMP		PAPER MOTOR	PAPER	REMARKS	N.W. (kg)	G.W. (kg)	CODE NO.
												HP	OUTLET						
MC+PF-20	20	100	1050	850	600	400	550	655	PF1-1/2"	610	720	1/8	PF1/2"	25W	W: 500MM L: 90M NO wheels	115	140	2020-020	
MC+PF-40	40	120	1200	1000	600	400	550	705	PF2"	660	720	1/8	PF1/2"	25W		150	175	2020-021	
MC+PF-60	60	140	1350	1150	600	400	555	705	PF2"	660	720	1/8	PF1/2"	25W		165	200	2020-022	
MC+PF-80	80	160	1500	1300	600	400	555	705	PF2"	660	720	1/4	PF3/4"	25W		190	225	2020-023	
MC+PF-120	120	210	1500	1300	800	400	590	750	PF2-1/2"	740	920	1/2	PF3/4"	40W		235	275	2020-024	
MC+PF-160	160	260	1800	1600	800	400	605	750	PF3"	740	920	1/2	PF3/4"	40W		290	335	2020-025	



Coolant Tank

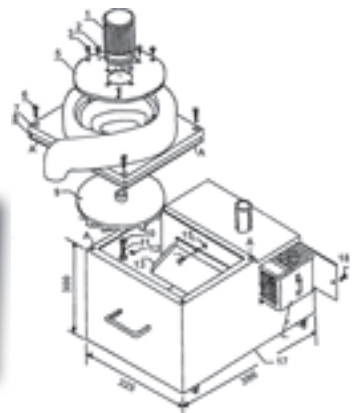


Dust Collector



Unit:m/m

ORDER NO.	L x W x H	G.W.	CODE NO.
VC-601	500 x 300 x 530	23kgs	2020-030



Unit:m/m

ORDER NO.	L x W x H	G.W.	CODE NO.
VC-602	560 x 370 x 720	47kgs	2020-026



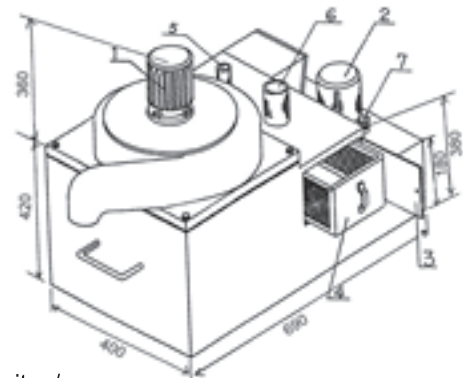
Dust-Suction And Coolant Tank (TWO IN ONE)

PLEASE NOTIFY VOLTA & PHASE, WHEN YOU ORDERING.



Combination coolant and dust collector(10-12 J)

- 1.Dust suction motor
- 2.Coolant pump
- 3.Filter access door
- 4.Filter
- 5.Coolant return pipe
- 6.Dust inlet pipe
- 7.Pump outlet




Unit:m/m

ORDER NO.	L x W x H	G.W.	CODE NO.
VC-603	690 x 400 x 780	80kgs	2020-027



Dust Suction & Coolant Tank W/Magnetic Separator (THREE IN ONE)

PLEASE NOTIFY VOLTA & PHASE, WHEN YOU ORDERING.



Unit:m/m

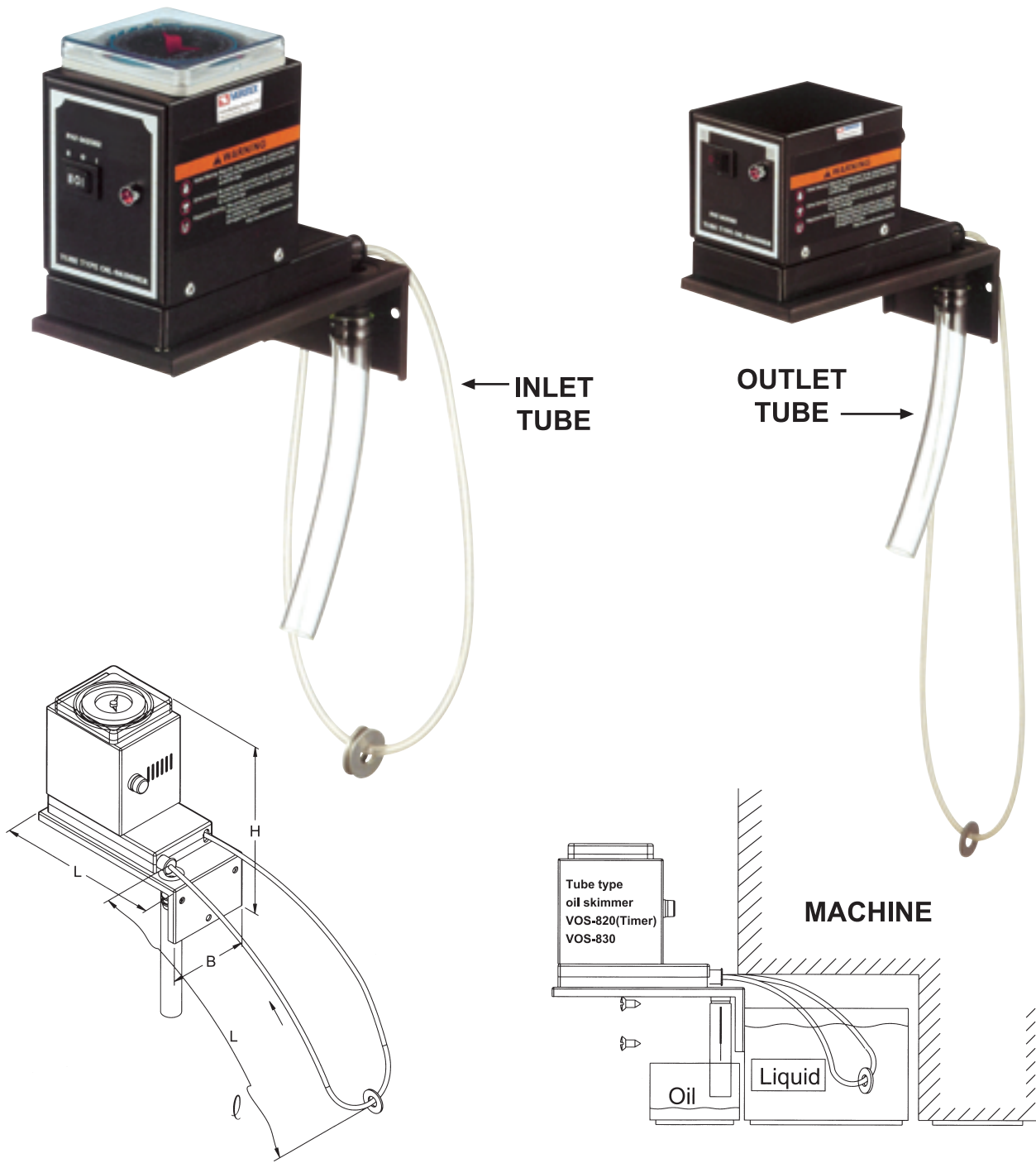
ORDER NO.	L x W x H	G.W.	CODE NO.
VC-606	900 x 780 x 850	110kgs	2020-028



Tube Type Oil Skimmer

ORDER NO. VOS-820

ORDER NO. VOS-830



IF THE MACHINE DON'T HAVE SPACE FOR THE OIL SKIMMER.
PLEASE CHOICE THIS TYPE.

Unit:mm

ORDER NO.	CAPICITY	DIMENSION			INLET TUBE SIZE	QUTLET TUBE SIZE		POWER SOVRCE	WEIGHT	CODE NO.
		L	B	H						
VOS-820	1ℓ / hr	155 m/m	78 m/m	178 m/m	ℓ 1:450mm	∅22	150 m/m	AC 110 / 220 V	1.5kg	2020-102
VOS-830		155 m/m	78 m/m	140 m/m	ℓ 2:300mm ℓ 3:200mm					2020-103

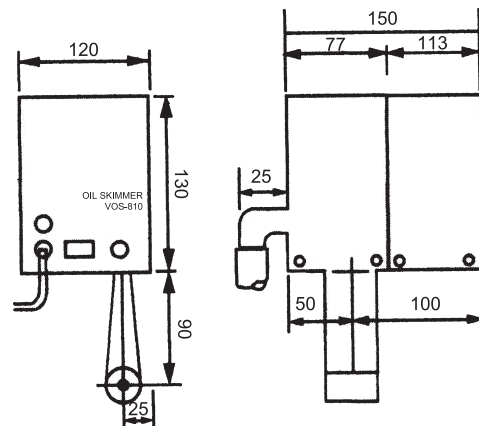
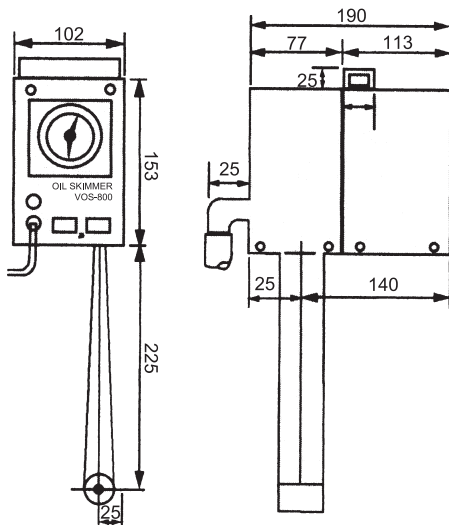



Oil Skimmer

OIL SKIMMER FOR MACHINE TOOL. IT IS FOR CLEAR FLOATING OIL ON CUTTING LIQUID.

ORDER NO. VOS-800

ORDER NO. VOS-810



FEATURES

1. Oily leather belt cycle for collecting oil and efficiently and completely getting rid of useless oil.
2. Much less cost of running., without any material expended.
3. Small volume., light weight., easy to install and to operate.
4. Special leather belt with feature of excellent durability, heat-resistance, and chemical-resistance.
5. VOS-800 attached a 24 hours procedure timer to run repeatedly in accordance with time proportion which it is set, and also provides the best efficiency of sucking floating oil.

Unit:mm

ORDER NO.	POWER SOURCE	CAPACITY	DIMENSION			WEIGHT	BELT DIMENSION		DIMENSION OF HOSE	CODE NO.
			L	B	H		B	L		
VOS-800	AC 110/220V	4L/h	190 m/m	102 m/m	153 m/m	3.5kg	39 X 800m/m		ø22 X 600m/m	2020-100
VOS-810			150 m/m	102 m/m	138 m/m		3.0kg	39 X 550m/m		2020-101



Precision Gauge Blocks



Gauge blocks are fundamental standards for linear measurement. For adjusting, checking, or inspecting measuring instruments and tools, and precision workpieces.

Gauge blocks are used either individually or in combination of several blocks which are wrung together. Steel gauge blocks are made of quality alloy steel, and carbide, the ceramics are also available.

The hardness number of the measuring surfaces is no less than HRC64.

The blocks have fine wear resistance, They are heat treated in special ways so as to stabilize their lengths.

JIS/ISO/DIN		ACCURACY STANDARD			
SIZE OVER	UP TO	ACCURACY AT 20°C (µm)			
		GRADE 00	GRADE 0	GRADE 1	GRADE 2
	10mm	± 0.06	± 0.12	± 0.20	± 0.45
10	-25mm	± 0.07	± 0.14	± 0.30	± 0.60
25	-50mm	± 0.10	± 0.20	± 0.40	± 0.80
50	-75mm	± 0.12	± 0.25	± 0.50	± 1.00
75	-100mm	± 0.14	± 0.30	± 0.60	± 1.20
100	-150mm	-	± 0.40	± 0.80	± 1.60

STEEL METRIC GAUGE BLOCKS

ORDER NO.	Total blocks	Nominal dimension	Steps	No. of blocks	Grade	Weight(kg)	CODE NO.			
VGB-112-0	112	1.0005	-	1	0	3.5	2006-070			
VGB-112-1		1.001-1.009	0.001	9						
VGB-112-2		1.01-1.49	0.01	49						
		0.5-24.5	0.5	49						
VGB-103-0	103	25-100	25	4	2	3.5	2006-270			
		1.005	-	1				0	3.5	2006-072
		1.01-1.49	0.01	49						
		0.5-24.5	0.5	49						
VGB-103-2	25-100	25	4							
VGB-87-0	87	1.001-1.009	0.001	9	0	3	2006-073			
		1.01-1.49	0.01	49						
		0.5-9.5	0.5	19						
		VGB-87-2	10-100	10				10		
VGB-47-0	47	1.005	-	1	0	2.3	2006-074			
		1.01-1.09	0.01	9						
		VGB-47-1	1.1-1.9	0.1				9		
		VGB-47-2	1-24	1				24		
VGB-38-0	38	25-100	25	4	2	2.3	2006-274			
		1.005	-	1				0	2.3	2006-075
		1.01-1.09	0.01	9						
		VGB-38-1	1.1-1.9	0.1						
VGB-38-2	1-9	1	9							
		10-100	10	10		2.3	2006-275			

CARBIDE METRIC GAUGE BLOCKS

ORDER NO.	Total blocks	Nominal dimension	Steps	No. of blocks	Grade	Weight(kg)	CODE NO.			
VGB-112T-0	112	1.0005	-	1	0	6	2006-080			
VGB-112T-1		1.001-1.009	0.001	9						
VGB-112T-2		1.01-1.49	0.01	49						
		0.5-24.5	0.5	49						
VGB-103T-0	103	25-100	25	4	2	6	2006-280			
		1.005	-	1				0	5.7	2006-081
		1.01-1.49	0.01	49						
		VGB-103T-1	0.5-24.5	0.5						
VGB-103T-2	25-100	25	4							
VGB-87T-0	87	1.001-1.009	0.001	9	0	4.8	2006-082			
		1.01-1.49	0.01	49						
		VGB-87T-1	0.5-9.5	0.5				19		
		VGB-87T-2	10-100	10				10		



Cast Iron Surface Plates




1. These surface plates are designed for a diversity of applications where a smooth surface is needed.
 2. Rigidity and lasting accuracy are ensured by adequate top and side thickness and ribbed construction.
 3. The surfaces are free from pinholes.
- Precisely finished by planing and hand scraping, suitable for various kinds of highest precision work, inspection and countless other uses.

ORDER NO.	Size	SURFACE ACCURACY mm	APPROX. WEIGHT kg	CODE NO.
	mm			
VS-01	200x 200x 50	0.005 / 100	8	2021-001
VS-02	250x 250x 50		14	2021-002
VS-03	250x 300x 50		16	2021-003
VS-04	300x 300x 50		18	2021-004
VS-05	300x 400x 50	0.006 / 100	23	2021-005
VS-06	300x 450x 65		29	2021-006
VS-07	450x 450x 75		49	2021-007
VS-08	500x 500x 70		70	2021-008
VS-09	450x 600x 100		74	2021-009
VS-10	600x 600x 100		95	2021-010
VS-11	600x 900x 100	0.007 / 100	204	2021-011
VS-12	900x 900x 125		313	2021-012
VS-13	900x1200x125		431	2021-013



Black Granite Surface Plates



- Black Granite Surface Plates meet or exceed Federal Specification GGG-P-463c.
- Harder than steel.
- Does not nick or burr.
- Retains accuracy for years.
- Auto-collimator checked for overall accuracy.
- Guaranteed repeat reading. Includes an inspection certificate to show the unilateral accuracy of plate.
- Does not rust or corrode.
- All surface plates include inbound freight from factory.


Unit:m/m

ORDER NO.	Size	SURFACE ACCURACY mm	APPROX. WEIGHT kg	CODE NO.
	mm			
VSG-05	300x300x60	0.0065	25	2021-020
VSG-06	300x450x60	0.0065	31	2021-021
VSG-07	450x450x75	0.0065	46	2021-022
VSG-09	450x600x100	0.007	79	2021-023
VSG-10	600x600x100	0.009	110	2021-024
VSG-11	600x900x110	0.009	210	2021-025
VSG-13	900x1200x135	0.012	470	2021-027
VSG-14	1000x1000x135	0.012	450	2021-028
VSG-15	1000x1500x200	0.013	670	2021-029
VSG-20	1000x2000x200	0.014	950	2021-030
VSG-21	900x900x160	0.010	380	2021-032

Accuracy and O-Ledge Style available only in toolroom Grade A



Steel Surface Plate




Accuracy : 0.003/100 m/m

ORDER NO.	L x W x H	WEIGHT	CODE NO.
VS-200S	200 x 200 x 47	15 kg	2021-040
VS-300S	300 x 300 x 47	33 kg	2021-041



Concentric Test Stand

VCI-400



VCI-200



ORDER NO.	LENGTH	WIDTH	HEIGHT	CENTER DISTANCE	CENTER HEIGHT	WEIGHT(kg)	CODE NO.
VCI-200	490	90	100	200	100	24	2021-101
VCI-300	570	90	100	300	145	35	2021-105
VCI-400	650	90	100	400	145	40	2021-102
VCI-600	1000	100	200	600	145	80	2021-106
VCI-800	1200	100	190	800	147	95	2021-103

WITHOUT INDICTORS



Cleaning Paper



ORDER NO. P-1000(PAPER)

CODE NO. 2021-200

SIZE: WIDTH: 250M/M (±5M/M)

LENGTH: 350M, G.W. 11kg

PACK: 2 ROLL/CARTON

COLOR: WHITE

ORDER NO. S-1000(STAND)


CODE NO. 2021-220

450L X 330W X 940H

G.W. 2.5kg



Granite Surface Stand



ACCURACY:0.005/100mm

ORDER NO.	AXB GRANITE PLATE DIEMENSION	C	D	E	F	WEIGHT (kg)	CODE NO.
VH-41	6" x 6" 150x150mm	52	252	200	8m/m or 3/8"	6	2022-001
VH-42	6" x 9" 150x220mm	52	252	200	8m/m or 3/8"	9	2022-002
VH-43	9" x 12" 230x300mm	90	290	200	8m/m or 3/8"	22	2022-003



Cylindrical Squares Steel



mm

ORDER NO.	∅ D X L	ACCURACY	CODE NO.
VCS-300	300 x 100	0.005/100 m/m	2022-010
VCS-400	400 x 100	0.005/100 m/m	2022-011



Granite Triangle Ruler



Granite V-Block



mm

ORDER NO.	Size	Squareness	Thickness	Weight(kg)	CODE NO.
VGT-300	300 x 200	0.002	50	6.2	2022-020
VGT-400	400 x 250	0.003	40		2022-021
VGT-600	600 x 400	0.004	63		2022-022



mm

ORDER NO.	CAPACITY	Size	GRADE	CODE NO.
VGV-63	∅10~50	63 x 63 x 63	0	2022-030
VGV-100	∅15~80	100 x 100 x 100	0	2022-031



Pin Gauge

FEATURES:

DIAMETER	EACH STEP SIZE	LENGTH	ACCURACY IN DIAMETER	ROUNDNESS TOLERANCE	HARDNESS
0.05~0.09	0.01	5~10	±0.5um	0.5um	HV480
0.10~0.19	0.01	20	±0.5um	0.5um	HV480
0.20~0.99	0.01	40	±1um	0.8um	HV650
1.00~10.00	0.01	50	±1um	0.8um	HV650
10.01~20.00	0.01	50	±1.5um	1.6um	HV650
20.00~30.00	0.01	50	±1.5um	1.6um	HV650

EACH 0.01mm FOR ONE STEP SIZE

ORDER NO.	NOMINAL DIMENSION EACH 0.01mm FOR 1 PCS	PCS/SET	WEIGHT(kg)	CODE NO.
VPG-0B	0.50, 0.51, 0.52 ~ 1.00	51	1	2022-060
VPG-1A	1.00, 1.01, 1.02 ~ 1.50	51	1	2022-061
VPG-1B	1.50, 1.51, 1.52 ~ 2.00	51	1	2022-062
VPG-2A	2.00, 2.01, 2.02 ~ 2.50	51	1	2022-063
VPG-2B	2.50, 2.51, 2.52 ~ 3.00	51	1	2022-064
VPG-3A	3.00, 3.01, 3.02 ~ 3.50	51	1	2022-065
VPG-3B	3.50, 3.51, 3.52 ~ 4.00	51	1	2022-066
VPG-4A	4.00, 4.01, 4.02 ~ 4.50	51	1.5	2022-067
VPG-4B	4.50, 4.51, 4.52 ~ 5.00	51	1.5	2022-068
VPG-5A	5.00, 5.01, 5.02 ~ 5.50	51	1.5	2022-069
VPG-5B	5.50, 5.51, 5.52 ~ 6.00	51	1.5	2022-070
VPG-6A	6.00, 6.01, 6.02 ~ 6.50	51	3.1	2022-071
VPG-6B	6.50, 6.51, 6.52 ~ 7.00	51	3.2	2022-072
VPG-7A	7.00, 7.01, 7.02 ~ 7.50	51	3.5	2022-073
VPG-7B	7.50, 7.51, 7.52 ~ 8.00	51	3.5	2022-074
VPG-8A	8.00, 8.01, 8.02 ~ 8.50	51	3.8	2022-075
VPG-8B	8.50, 8.51, 8.52 ~ 9.00	51	3.8	2022-076
VPG-9A	9.00, 9.01, 9.02 ~ 9.50	51	4	2022-077
VPG-9B	9.50, 9.51, 9.52 ~ 10.00	51	4	2022-078
VPG-10A	10.00, 10.01, 10.02 ~ 10.50	51	5	2022-079
VPG-10B	10.50, 10.51, 10.52 ~ 11.00	51	5	2022-080





Measuring Instrument


PRECISION VERNIER CALIPER



L: 150, 200, 300 mm

ORDER NO.	1 SCALE	WEIGHT(kg)	CODE NO.
VVC-6"	0.02 mm	0.3	2023-001
VVC-8"	1/1000"	0.4	2023-002
VVC-12"		0.7	2023-003

DIAL CALIPER



L: 150, 200, 300 mm

ORDER NO.	1 SCALE	WEIGHT(kg)	CODE NO.
VDC-6	0.02 mm		2023-050
VDC-8		0.4	2023-051
VDC-12		0.8	2023-052

DIGITAL ELECTRONIC CALIPER



L: 150, 200, 300 mm

ORDER NO.	1 SCALE	WEIGHT(kg)	CODE NO.
VEC-6"	0.01 mm	0.35	2023-010
VEC-8"		0.4	2023-011
VEC-12"		0.8	2023-012

OUTSIDE MICROMETER



0 - 25 mm
25 - 50 mm
50 - 75 mm
75 - 100 mm

ORDER NO.	1 SCALE	WEIGHT(kg)	CODE NO.
VOM-0025	0.01 mm	0.3	2023-060
VOM-2550		0.4	2023-061
VOM-5075		0.6	2023-062
VOM-75100		0.8	2023-063
VOM-100125		0.75	2023-064

DIAL INDICATOR



0.01~10 mm

ORDER NO.	1 SCALE	WEIGHT(kg)	CODE NO.
VDI-1	0.01 mm	0.2	2023-020

DIAL TEST INDICATOR



0.01~0.8 mm

ORDER NO.	1 SCALE	WEIGHT(kg)	CODE NO.
VDI-0.8A	0.01 mm	0.1	2023-070

HEIGHT VERNIER CALIPER



H: 300, 600, 450, 500

ORDER NO.	1 SCALE	WEIGHT	CODE NO.
VHG-12	0.02 mm	6kg	2023-034
VHG-18		12kg	2023-035
VHG-20		11.2kg	2023-036
VHG-24		12.3kg	2023-037

HEIGHT DIAL CALIPER



H: 300, 600 mm

ORDER NO.	1 SCALE	WEIGHT	CODE NO.
VHD-12	0.01 mm	3.6	2023-080
VHD-24		10	2023-081

MICROMETER HEAD



ORDER NO.	SCALE x L	WEIGHT(kg)	CODE NO.
VMH-25	0.01x25 mm	0.08	2023-040

MICROMETER STAND



160 x 110 x 130 mm

ORDER NO.	WEIGHT(kg)	CODE NO.
VH-19	1.5	2023-090



Angle Level



VAL-60



VAL-80

Oil Type Protracto With Magnets



VAL-50



VAL-30



VAL-10



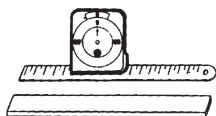
VAL-20

ORDER NO.	L x W x H	BASE	ACU	WEIGHT (kg)	CODE NO.
VAL-10	78x62x14mm	ABS	0.2°	0.08	2033-100
VAL-30	93x79x15mm	ABS	0.1°	0.11	2033-101
VAL-50	93x79x16mm	METAL	0.083°	0.225	2033-102
VAL-60	140x130x20mm	METAL	0.05°	0.6	2033-103
VAL-20	70x65x30mm	ABS	0.2°	0.14	2033-104
	13mm/1/2"x3M/10'				
VAL-80	335x73x30mm	ALUMINUM	0.2°	0.5	2033-105
	13mm/1/2" x3M/10'				


1. The pointer is rotating in a hydraulic oil for stable, precise and error-eliminating reading, even to a differential sub-graduation less than one degree. The two pointers or the vernier versus the annular graduations are read superimposedly with minimum reading error.
2. Double annular graduations are provided for preventing visual reading error.
3. The transparent temperature-resistant oil may visually amplify the pointer for a better optical reading.
4. The double-rail magnet may attract this angle level on a round pipe or a surface of ferrous material.
5. An extension rule may be inserted into the bottom slot for measurement and drawing line for wider area.

1. RESET: For setting a pseudo-horizon, upon which a new angle on the pseudo-horizon can be directly measured.
2. DOUBLE CHECK: Double annular graduations provided for calibrating either positive or negative degrees.

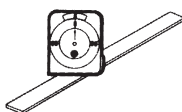
MULTI-FUNCTION ANGLE LEVEL



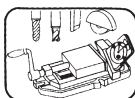
Athin iron plate (The magnet power the thicker the weaker) may be attracted under the angle level for wider measurement.




Inserting a straight extension rule into a bottom slot if the angle level.



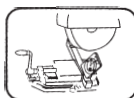
Attracting the angle level on an Iron plate for measuring an angle inside a tank.




1. Suitable for working machines



2. Grinding machine



3. Out & inner cone angle



A standard angle block laid on a Non-horizontal Plane showing several measured positions by this angle level.

Finding an angle
Align the movable degree scale 0° reading, in line with the fixed vernier, 0° mark. Set your instrument's bottom surface on the object to be measured. Your reading off the pointer is your angle of inclination from 0°

Setting Specific angles
Align the desired angle on the movable scale to the vernier 0° degree mark. Tilt the instrument until the pointer is aligned with the 0° mark.

OVERLAP